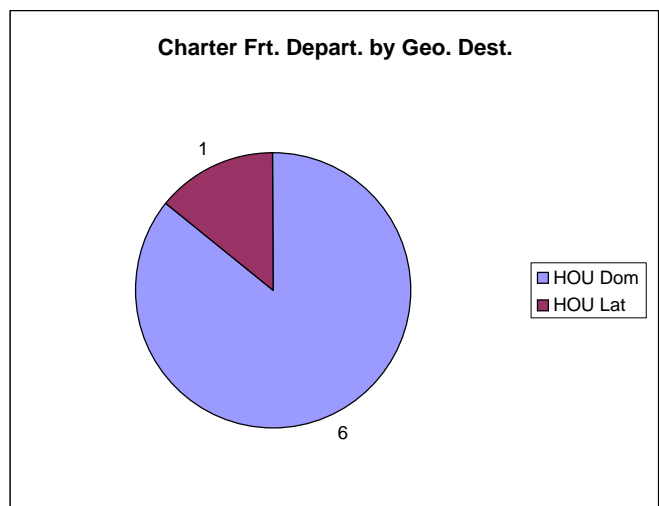

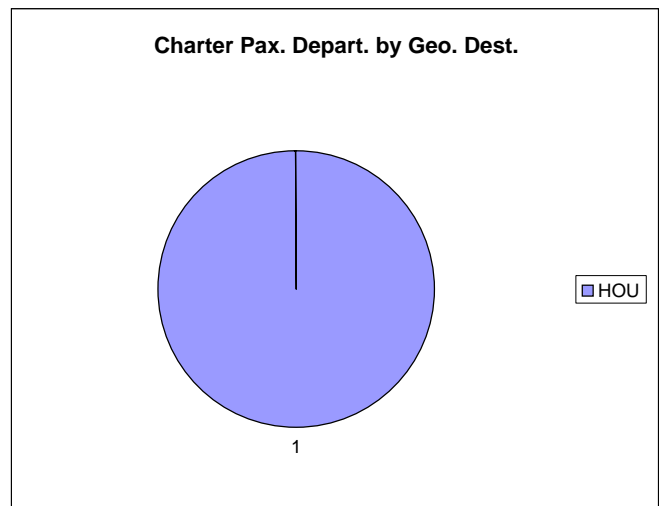
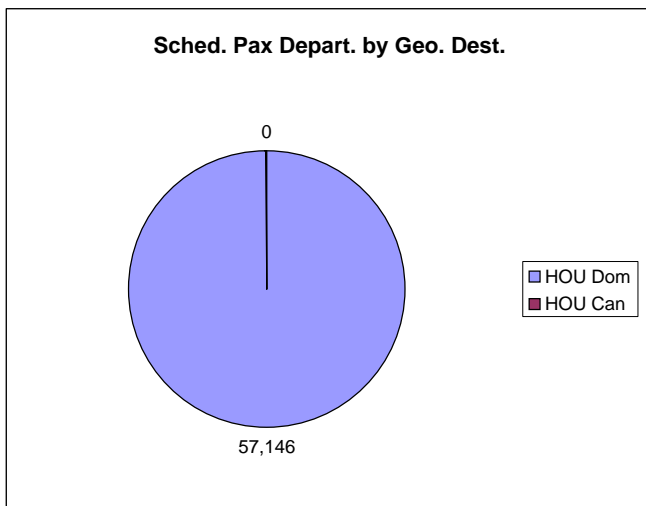
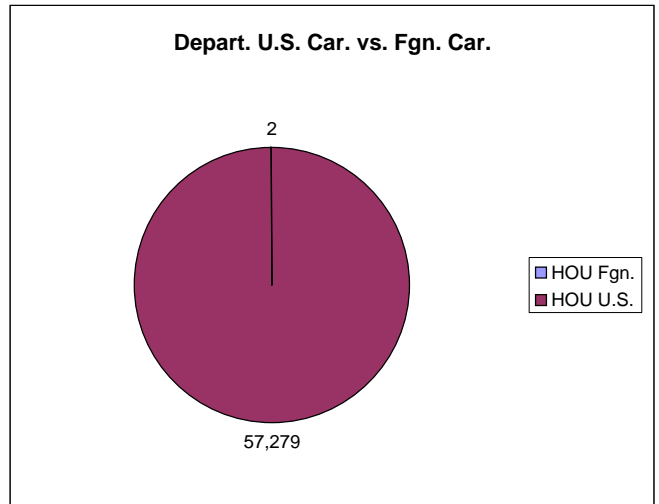
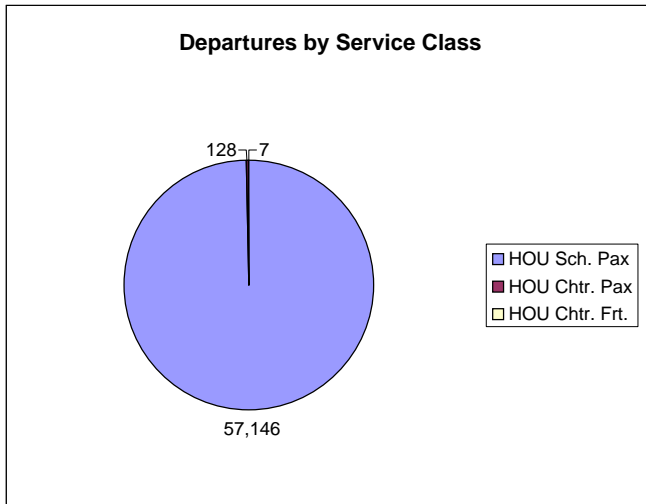

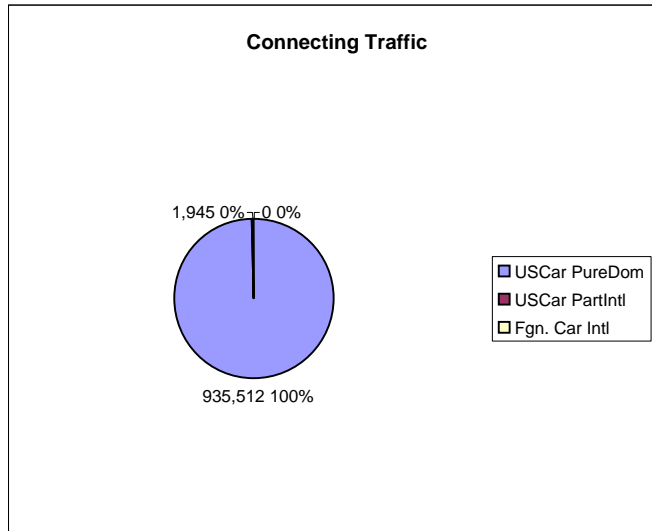
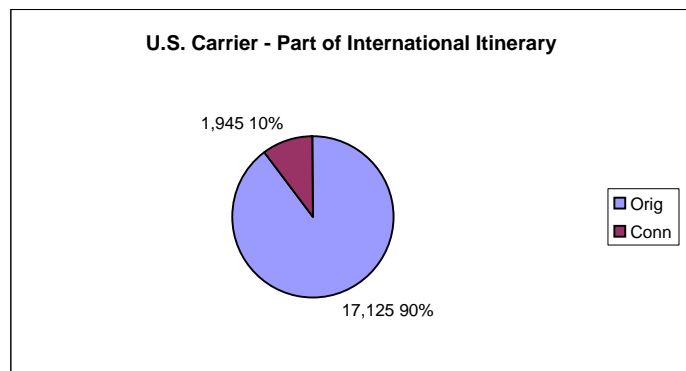
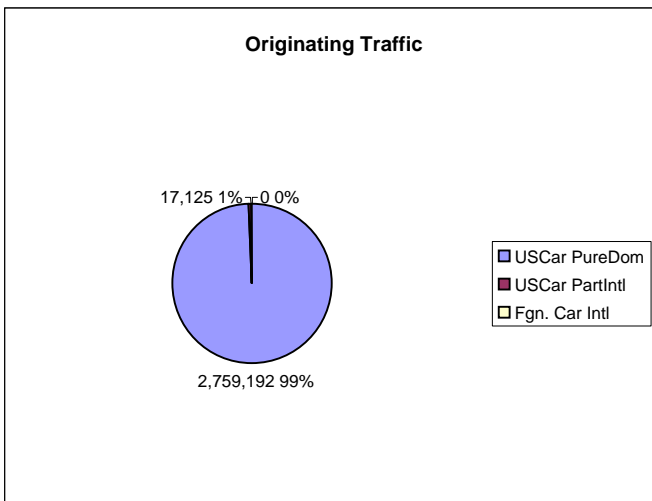
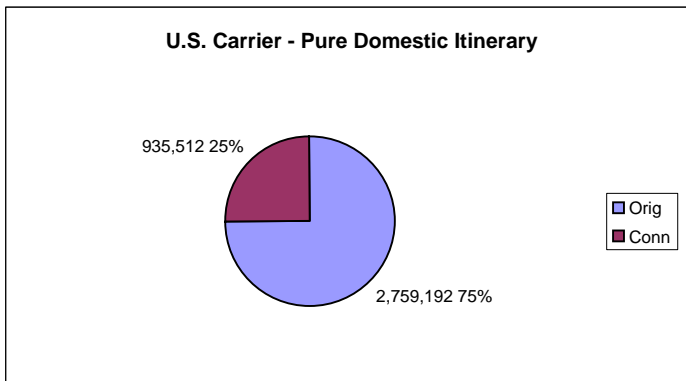
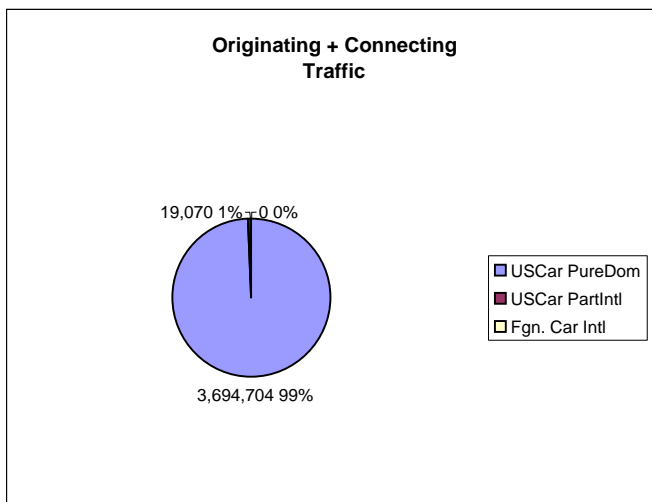
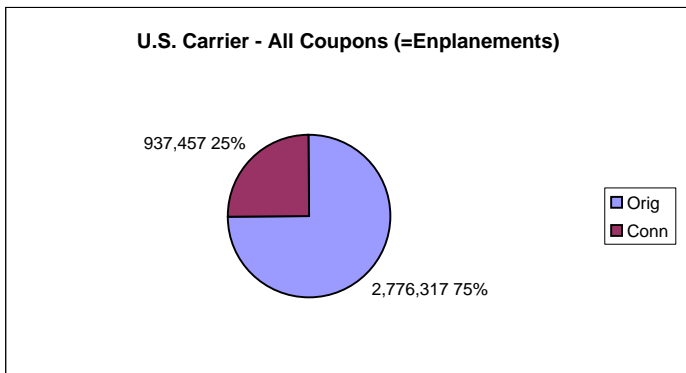


Houston Hobby Airport Commercial Aircraft Departures - 2003

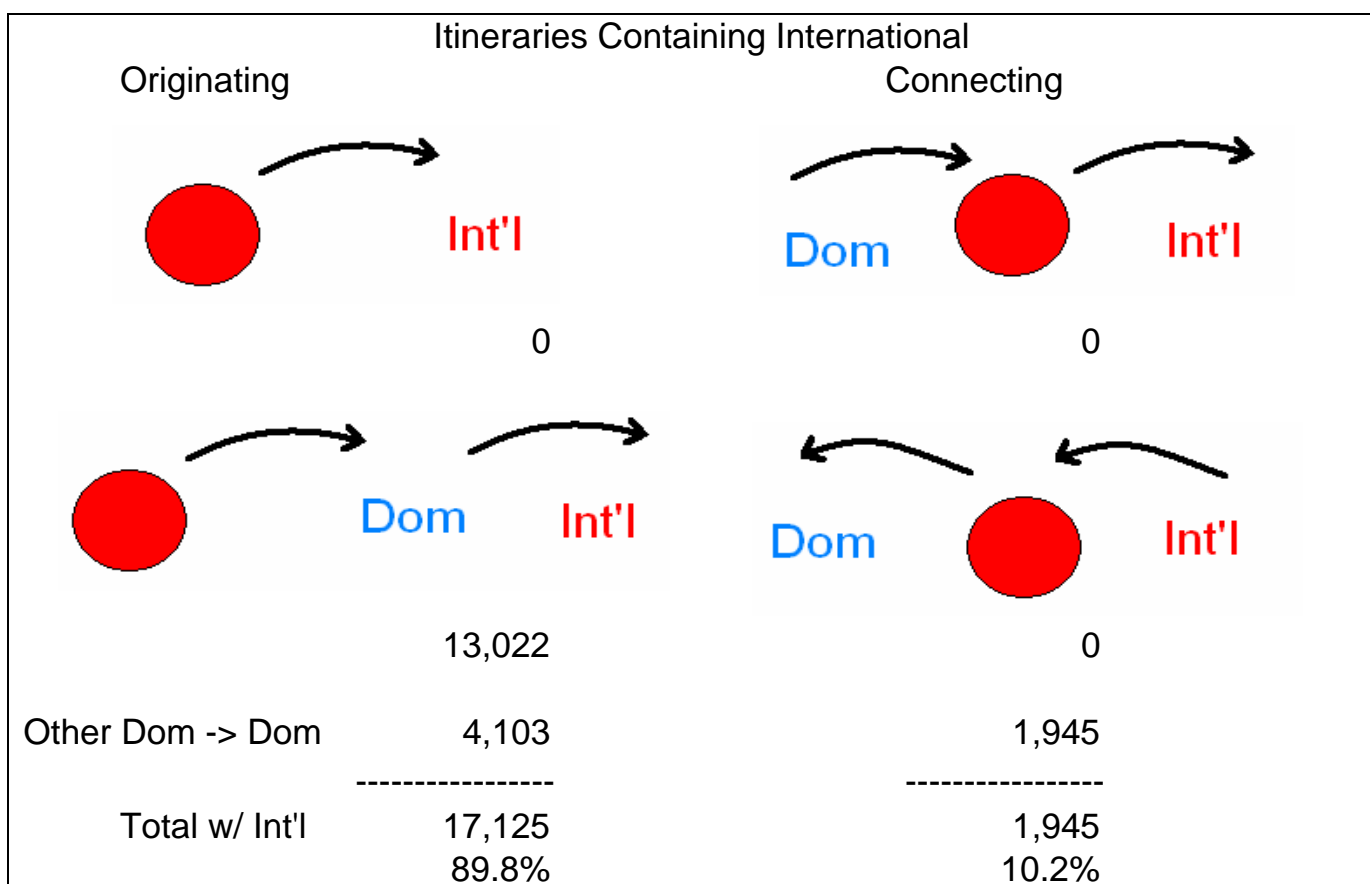
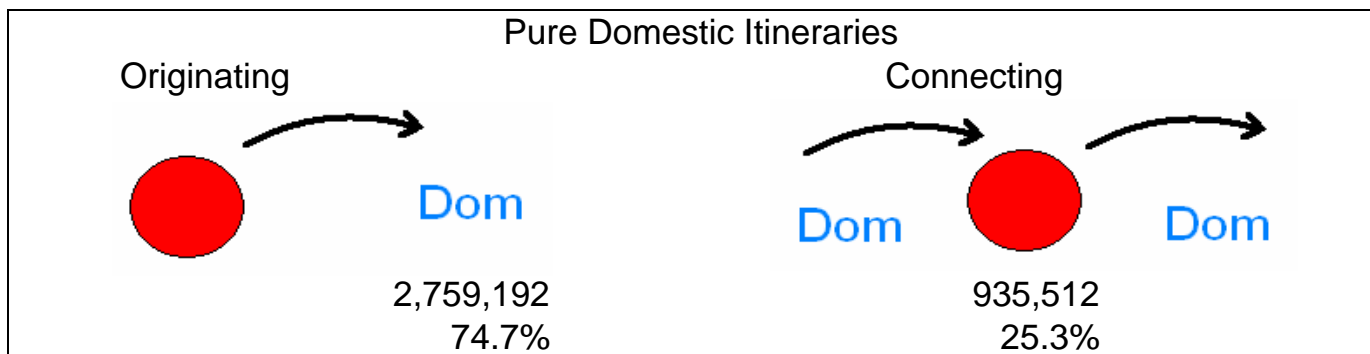


Houston Hobby Airport - HOU O&D Survey Coupon Passengers - 2003



Note: 10% survey times 10 - enhanced with estimated data for non-survey-reporting-carriers and normalized to "T100 Market" data

Houston Hobby Airport - HOU
 O&D Survey Coupon Passengers - 2003
 (U.S. Carriers Only)



| All Itineraries Combined | | |
|--------------------------|-----------------------------|------------|
| Total | Originating | Connecting |
| | ----- | ----- |
| | 2,776,317 | 937,457 |
| | 74.8% | 25.2% |
| | Originating plus Connecting | |
| Grand Total | 3,713,774 | |

Note: 10% survey times 10 - enhanced with estimated data for non-survey-reporting-carriers and normalized to "T100 Market" data

Total Domestic Survey Coupons Summed by Operating Carrier with Correlation to T100 Data - Year 2003

(10% survey times 10 - enhanced with estimated data for non-survey-reporting-carriers ("XX" Marketing Carrier) and normalized to "T100 Market" data)

| Enpl. Airport | All U.S. Airports | Operating Carrier | Marketing Carrier | Total Dom. Coupons | T100 Market Pass. Enpl. | T100 Segmt. Onboard Pass. | Aircraft Departures | Average Non-Stop Distance | Average Seats per Departure | Available Seat Miles (ASM's) | Revenue Pass. Miles (RPM's) | Load Factor | Revenue per ASM (cents/mile) | Survey Rev. per Cpn. Mile (cents/mile) |
|---------------|-------------------|-------------------|-------------------|--------------------|-------------------------|---------------------------|---------------------|---------------------------|-----------------------------|------------------------------|-----------------------------|-------------|------------------------------|--|
| HOU | | AA | AA | 27,694 | | | | | | | | | | 14.56 |
| HOU | SUB | AA | | 27,694 | 27,441 | 66,370 | 1,207 | 787 | 129.0 | 122,460,000 | 66,070,000 | 54.0 | 7.86 | 14.56 |
| HOU | | CO | CO | 128 | | | | | | | | | | 8.75 |
| HOU | SUB | CO | | 128 | 0 | 366 | 4 | 24 | 129.8 | 12,000 | 9,000 | 75.0 | 6.57 | 8.75 |
| HOU | | DL | DL | 172,220 | | | | | | | | | | 15.38 |
| HOU | | DL | SA | 200 | | | | | | | | | | 10.44 |
| HOU | | DL | AZ | 110 | | | | | | | | | | 10.62 |
| HOU | SUB | DL | | 172,530 | 168,419 | 168,419 | 2,035 | 696 | 148.0 | 209,487,000 | 117,184,000 | 55.9 | 8.59 | 15.37 |
| HOU | | EV | DL | 50,312 | | | | | | | | | | 15.76 |
| HOU | | EV | NW | 9 | | | | | | | | | | 8.77 |
| HOU | SUB | EV | | 50,321 | 49,994 | 50,007 | 2,059 | 297 | 39.3 | 25,015,000 | 16,169,000 | 64.6 | 10.18 | 15.75 |
| HOU | | FL | FL | 168,239 | | | | | | | | | | 12.25 |
| HOU | SUB | FL | | 168,239 | 167,961 | 168,634 | 1,933 | 696 | 116.8 | 157,199,000 | 117,369,000 | 74.7 | 9.15 | 12.25 |
| HOU | | MQ | AA | 93,717 | | | | | | | | | | 19.17 |
| HOU | | MQ | YX | 517 | | | | | | | | | | 21.31 |
| HOU | SUB | MQ | | 94,234 | 93,643 | 93,657 | 2,562 | 247 | 54.1 | 34,196,000 | 23,128,000 | 67.6 | 12.97 | 19.18 |
| HOU | | NW | NW | 513 | | | | | | | | | | 6.83 |
| HOU | SUB | NW | | 513 | | | | | | | | | | 6.83 |
| HOU | | OH | DL | 30,722 | | | | | | | | | | 13.81 |
| HOU | SUB | OH | | 30,722 | 30,697 | 30,697 | 1,092 | 880 | 47.7 | 45,822,000 | 26,931,000 | 58.8 | 8.12 | 13.81 |
| HOU | | RP | AA | 11 | | | | | | | | | | 15.27 |
| HOU | SUB | RP | | 11 | | | | | | | | | | 15.27 |
| HOU | | S5 | XX | 25 | | | | | | | | | | 31.17 |
| HOU | SUB | S5 | | 25 | 25 | 25 | 1 | 376 | 30.0 | 11,000 | 9,000 | 81.8 | 25.50 | 31.17 |
| HOU | | WN | WN | 3,169,090 | | | | | | | | | | 14.78 |
| HOU | SUB | WN | | 3,169,090 | 3,156,968 | 3,627,482 | 46,249 | 433 | 131.2 | 2,670,762,000 | 1,687,396,000 | 63.2 | 9.34 | 14.78 |
| HOU | | XP | XP | 207 | | | | | | | | | | 3.51 |
| HOU | SUB | XP | | 207 | 209 | 209 | 2 | 1,387 | 122.0 | 338,000 | 290,000 | 85.8 | 3.01 | 3.51 |
| HOU | | YY | YY | 50 | | | | | | | | | | 29.11 |
| HOU | SUB | YY | | 50 | | | | | | | | | | 29.11 |
| HOU | | 9N | AA | 10 | | | | | | | | | | 19.72 |
| HOU | SUB | 9N | | 10 | | | | | | | | | | 19.72 |
| HOU | TOT | | | 3,713,774 | 3,695,357 | 4,205,966 | 57,146 | 454 | 122.9 | 3,265,306,000 | 2,054,557,000 | 62.9 | 9.24 | 14.69 |

**Top 50 Coupon Markets From Enplanement Airport
O&D Survey Domestic Passenger Coupon Data - Year 2003**

(10% survey times 10 - enhanced with estimated data for non-survey-reporting-carriers ("XX" Marketing Carrier) and normalized to "T100 Market" data)

| Enpl. Airport | Depl. Airport | Operating Carrier | Marketing Carrier | Pure Dom. Orig. | Pure Dom. Conn. Coupons | Dom. Part Int'l Tkt. | Orig. Pass. Coupon Rev. | Connect Pass. Coupon Rev. | Dom. Part Int'l Tkt. Rev. | Dist. | Orig. Yield Cents / Mile | Conn. Yield Cents / Mile | DPIT Yield Cents / Mile | Total Dom. Coupons | Total Dom. Revenue | Total Dom. Cents / Mile |
|---------------|---------------|-------------------|-------------------|---------------------------------|-------------------------|----------------------|-------------------------|---------------------------|---------------------------|-------|--------------------------|--------------------------|-------------------------|--------------------|--------------------|-------------------------|
| HOU | DAL | WN | WN | 523,795 | 72,631 | | 35,798,646 | 2,538,081 | | 239 | 28.60 | 14.62 | | 596,426 | 38,336,727 | 26.89 |
| HOU | MSY | WN | WN | 253,831 | 98,197 | | 19,437,071 | 4,835,086 | | 303 | 25.27 | 16.25 | | 352,028 | 24,272,157 | 22.76 |
| HOU | SAT | WN | WN | 94,296 | 107,521 | | 5,954,685 | 3,173,713 | | 192 | 32.89 | 15.37 | | 201,817 | 9,128,398 | 23.56 |
| HOU | HRL | WN | WN | 82,899 | 95,329 | | 5,247,732 | 3,680,599 | | 276 | 22.94 | 13.99 | | 178,228 | 8,928,331 | 18.15 |
| HOU | ATL | DL | DL | 160,162 | 3,025 | 7,815 | 17,414,376 | 349,210 | 564,268 | 696 | 15.62 | 16.59 | 10.37 | 171,002 | 18,327,854 | 15.40 |
| HOU | AUS | WN | WN | 94,688 | 70,578 | | 5,679,757 | 1,803,834 | | 148 | 40.53 | 17.27 | | 165,266 | 7,483,591 | 30.60 |
| HOU | ATL | FL | FL | 164,385 | 374 | 334 | 13,992,207 | 41,792 | 23,690 | 696 | 12.23 | 16.06 | 10.19 | 165,093 | 14,057,689 | 12.23 |
| HOU | BNA | WN | WN | 92,300 | 42,556 | | 9,338,320 | 3,890,156 | | 670 | 15.10 | 13.64 | | 134,856 | 13,228,476 | 14.64 |
| HOU | PHX | WN | WN | 112,233 | 20,859 | | 11,675,039 | 2,019,159 | | 1,020 | 10.20 | 9.49 | | 133,092 | 13,694,199 | 10.09 |
| HOU | MDW | WN | WN | 94,499 | 32,408 | | 10,652,374 | 3,472,956 | | 937 | 12.03 | 11.44 | | 126,907 | 14,125,331 | 11.88 |
| HOU | LAS | WN | WN | 101,565 | 19,143 | | 10,383,175 | 1,726,021 | | 1,235 | 8.28 | 7.30 | | 120,708 | 12,109,196 | 8.12 |
| HOU | BWI | WN | WN | 87,346 | 21,463 | | 12,069,124 | 2,546,824 | | 1,246 | 11.09 | 9.52 | | 108,809 | 14,615,948 | 10.78 |
| HOU | STL | WN | WN | 79,816 | 28,672 | | 8,851,654 | 2,685,688 | | 687 | 16.14 | 13.64 | | 108,488 | 11,537,342 | 15.48 |
| HOU | DFW | MQ | AA | 84,130 | 2,892 | 6,695 | 4,132,271 | 113,894 | 191,349 | 247 | 19.89 | 15.94 | 11.57 | 93,717 | 4,437,514 | 19.17 |
| HOU | CRP | WN | WN | 39,521 | 46,509 | | 2,810,919 | 1,343,221 | | 187 | 38.04 | 15.44 | | 86,030 | 4,154,140 | 25.82 |
| HOU | TUL | WN | WN | 59,980 | 14,764 | | 6,021,403 | 994,413 | | 453 | 22.16 | 14.87 | | 74,744 | 7,015,816 | 20.72 |
| HOU | OKC | WN | WN | 50,788 | 19,900 | | 4,834,408 | 1,237,478 | | 419 | 22.72 | 14.84 | | 70,688 | 6,071,887 | 20.50 |
| HOU | JAN | WN | WN | 38,743 | 26,817 | | 2,524,314 | 1,534,618 | | 359 | 18.15 | 15.94 | | 65,560 | 4,058,932 | 17.25 |
| HOU | MCO | WN | WN | 35,018 | 28,268 | | 3,918,166 | 2,377,384 | | 848 | 13.20 | 9.92 | | 63,286 | 6,295,550 | 11.73 |
| HOU | BHM | WN | WN | 31,599 | 30,033 | | 3,257,011 | 2,344,494 | | 570 | 18.08 | 13.70 | | 61,632 | 5,601,506 | 15.95 |
| HOU | ELP | WN | WN | 41,916 | 19,706 | | 4,555,789 | 1,572,261 | | 677 | 16.05 | 11.79 | | 61,622 | 6,128,051 | 14.69 |
| HOU | MCI | WN | WN | 34,744 | 15,171 | | 4,330,539 | 1,307,705 | | 666 | 18.72 | 12.94 | | 49,915 | 5,638,244 | 16.96 |
| HOU | ABQ | WN | WN | 40,543 | 5,491 | | 4,083,839 | 442,330 | | 759 | 13.27 | 10.61 | | 46,034 | 4,526,168 | 12.95 |
| HOU | MAF | WN | WN | 31,711 | 10,600 | | 2,741,234 | 550,245 | | 441 | 19.60 | 11.77 | | 42,311 | 3,291,479 | 17.64 |
| HOU | LAX | WN | WN | 34,100 | 7,959 | | 4,728,388 | 972,566 | | 1,390 | 9.98 | 8.79 | | 42,059 | 5,700,954 | 9.75 |
| HOU | DFW | EV | DL | 37,018 | 3,846 | 815 | 1,394,783 | 162,541 | 18,938 | 247 | 15.25 | 17.11 | 9.41 | 41,679 | 1,576,263 | 15.31 |
| HOU | TPA | WN | WN | 18,595 | 15,824 | | 2,269,719 | 1,395,241 | | 781 | 15.63 | 11.29 | | 34,419 | 3,664,960 | 13.63 |
| HOU | LBB | WN | WN | 25,476 | 6,477 | | 2,028,180 | 376,034 | | 475 | 16.76 | 12.22 | | 31,953 | 2,404,215 | 15.84 |
| HOU | LIT | WN | WN | 23,002 | 7,120 | | 2,102,190 | 350,862 | | 393 | 23.26 | 12.54 | | 30,122 | 2,453,052 | 20.72 |
| HOU | CVG | OH | DL | 27,542 | 422 | 1,502 | 3,382,382 | 61,728 | 151,809 | 886 | 13.86 | 16.51 | 11.41 | 29,466 | 3,595,919 | 13.77 |
| HOU | LGA | AA | AA | 23,326 | 788 | 827 | 4,836,699 | 150,945 | 169,922 | 1,428 | 14.52 | 13.41 | 14.39 | 24,941 | 5,157,566 | 14.48 |
| HOU | OAK | WN | WN | 10,627 | 3,459 | | 1,414,412 | 425,492 | | 1,642 | 8.11 | 7.49 | | 14,086 | 1,839,904 | 7.96 |
| HOU | RNO | WN | WN | 10,422 | 2,982 | | 1,064,259 | 225,570 | | 1,546 | 6.61 | 4.89 | | 13,404 | 1,289,829 | 6.22 |
| HOU | SEA | WN | WN | 10,566 | 2,357 | | 1,285,290 | 276,375 | | 1,894 | 6.42 | 6.19 | | 12,923 | 1,561,666 | 6.38 |
| HOU | IND | WN | WN | 6,296 | 5,812 | | 865,383 | 579,836 | | 862 | 15.95 | 11.57 | | 12,108 | 1,445,218 | 13.85 |
| HOU | ISP | WN | WN | 7,031 | 5,060 | | 895,821 | 543,015 | | 1,465 | 8.70 | 7.33 | | 12,091 | 1,438,835 | 8.12 |
| HOU | PVD | WN | WN | 7,313 | 3,979 | | 1,206,518 | 449,475 | | 1,571 | 10.50 | 7.19 | | 11,292 | 1,655,993 | 9.34 |
| HOU | AMA | WN | WN | 8,010 | 2,545 | | 726,376 | 149,576 | | 538 | 16.86 | 10.92 | | 10,555 | 875,952 | 15.43 |
| HOU | SDF | WN | WN | 6,142 | 4,246 | | 784,139 | 410,200 | | 803 | 15.90 | 12.03 | | 10,388 | 1,194,339 | 14.32 |
| HOU | SMF | WN | WN | 4,507 | 5,800 | | 583,002 | 603,330 | | 1,624 | 7.97 | 6.41 | | 10,307 | 1,186,332 | 7.09 |
| HOU | JAX | WN | WN | 7,131 | 2,871 | | 788,047 | 251,529 | | 816 | 13.54 | 10.74 | | 10,002 | 1,039,576 | 12.74 |
| HOU | FLL | WN | WN | 7,459 | 1,367 | | 741,299 | 80,525 | | 957 | 10.39 | 6.16 | | 8,826 | 821,824 | 9.73 |
| HOU | ATL | EV | DL | 8,016 | 147 | 470 | 940,096 | 19,745 | 32,125 | 696 | 16.85 | 19.30 | 9.82 | 8,633 | 991,965 | 16.51 |
| HOU | DTW | WN | WN | 3,981 | 3,766 | | 541,086 | 365,173 | | 1,093 | 12.44 | 8.87 | | 7,747 | 906,259 | 10.70 |
| HOU | SLC | WN | WN | 5,691 | 1,880 | | 602,906 | 175,584 | | 1,213 | 8.73 | 7.70 | | 7,571 | 778,491 | 8.48 |
| HOU | RDU | WN | WN | 4,890 | 2,585 | | 620,625 | 211,519 | | 1,050 | 12.09 | 7.79 | | 7,475 | 832,144 | 10.60 |
| HOU | SAN | WN | WN | 5,672 | 767 | | 646,414 | 70,257 | | 1,312 | 8.69 | 6.98 | | 6,439 | 716,671 | 8.48 |
| HOU | CMH | WN | WN | 2,397 | 3,073 | | 316,168 | 324,924 | | 1,001 | 13.18 | 10.56 | | 5,470 | 641,093 | 11.71 |
| HOU | BDL | WN | WN | 4,059 | 1,034 | | 700,409 | 107,067 | | 1,519 | 11.36 | 6.82 | | 5,093 | 807,475 | 10.44 |
| HOU | OMA | WN | WN | 3,957 | 373 | | 490,601 | 14,007 | | 804 | 15.42 | 4.67 | | 4,330 | 504,608 | 14.50 |
| HOU | OTH | | | 15,458 | 6,066 | 612 | 1,808,287 | 414,724 | 55,823 | 1,136 | 10.30 | 6.02 | 8.03 | 22,136 | 2,278,835 | 9.06 |
| HOU | TOT | | | 2,759,192 | 935,512 | 19,070 | 247,467,533 | 55,749,004 | 1,207,925 | 558 | 16.07 | 10.68 | 11.35 | 3,713,774 | 304,424,461 | 14.69 |
| | | | | Pure Domestic Orig+Connect | | | 3,694,704 | | | | | | | | | |
| | | | | Percent Originating - Pure Dom. | | | 74.68% | | | | | | | | | |
| | | | | Percent Connecting - Pure Dom. | | | | 25.32% | | | | | | | | |
| | | | | Percent of Total Domestic | | | 74.30% | 25.19% | 0.51% | | | | | | | |