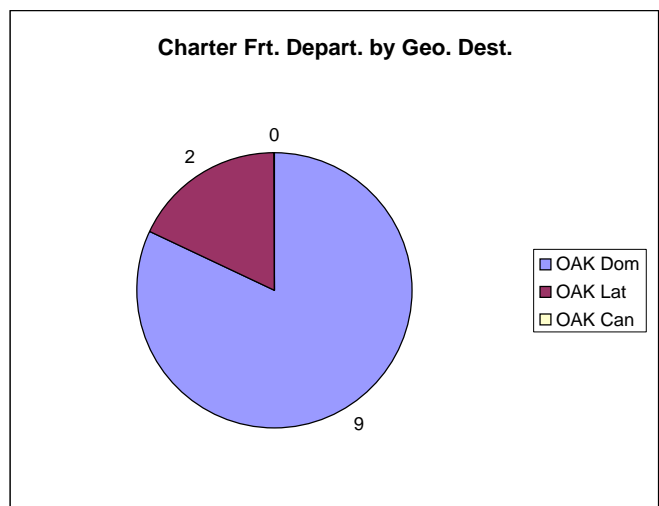
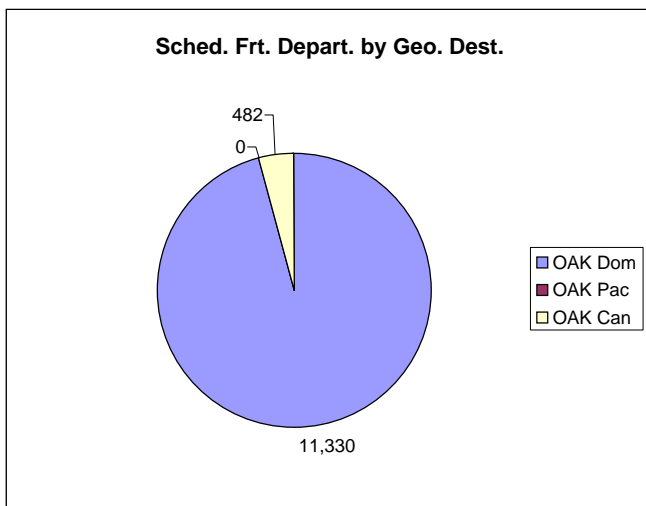
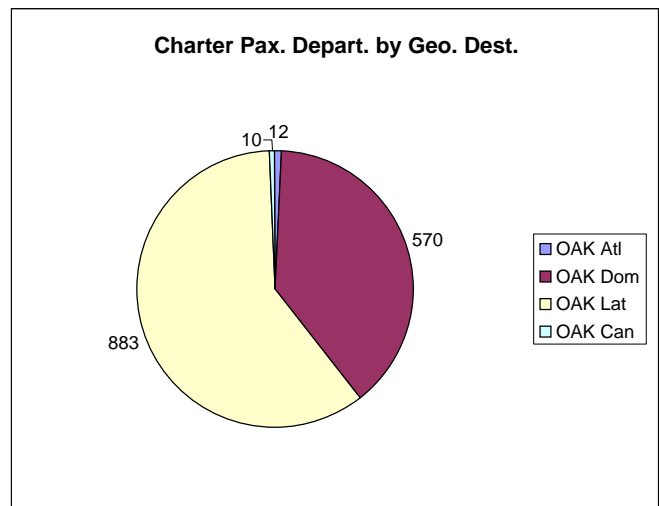
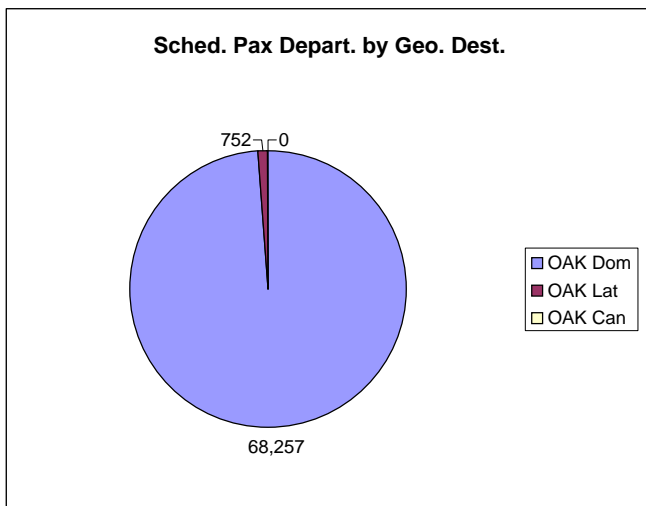
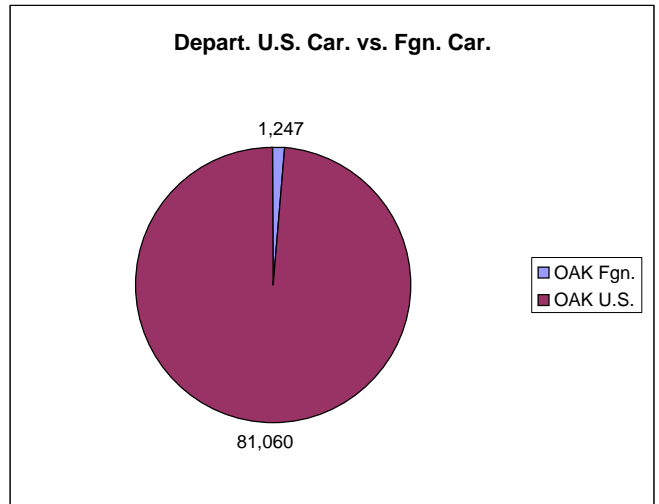
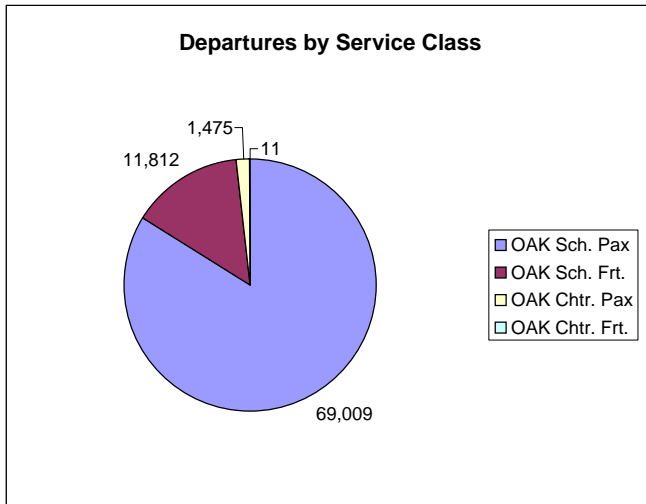
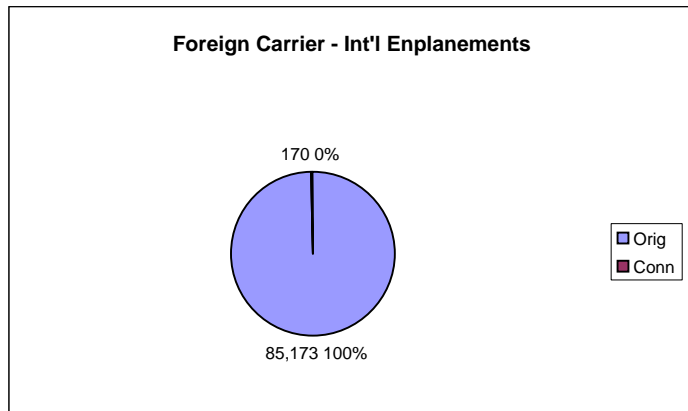
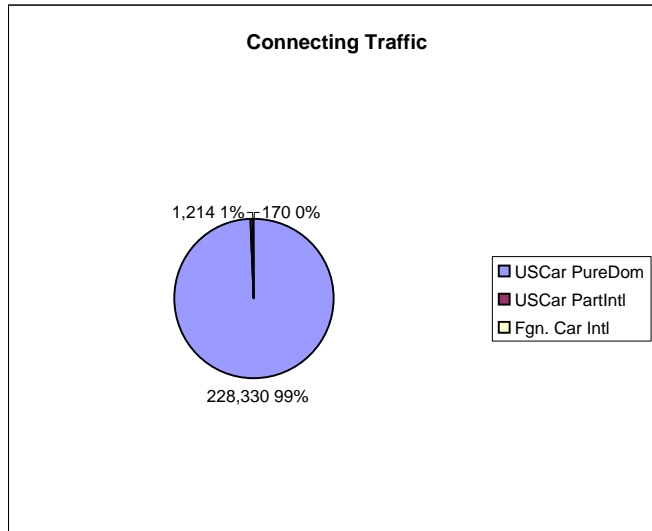
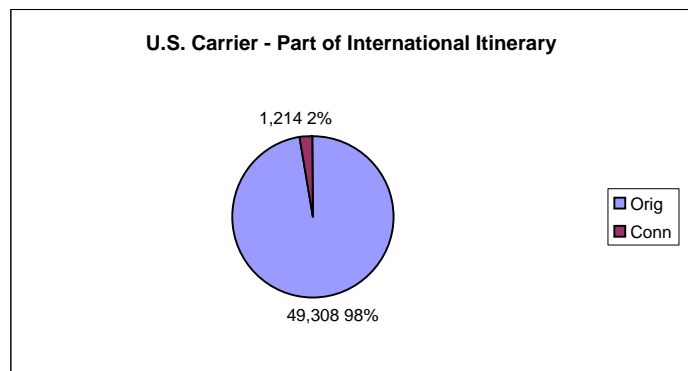
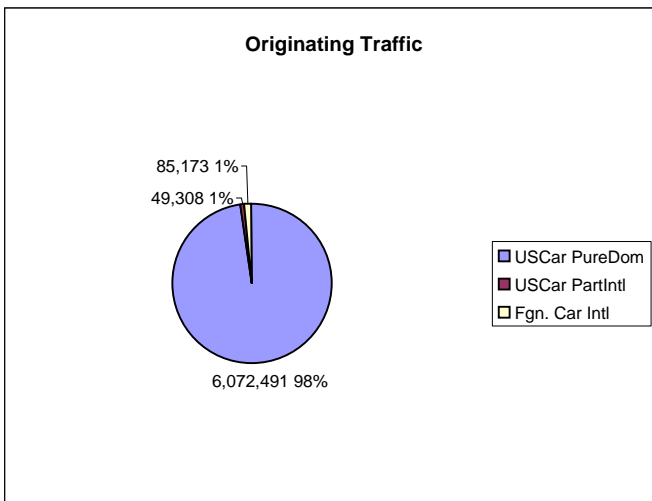
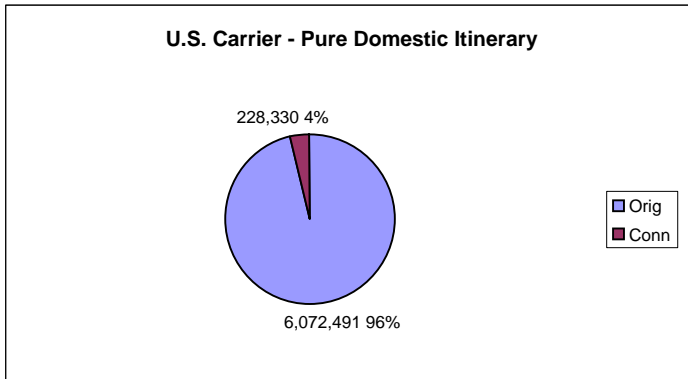
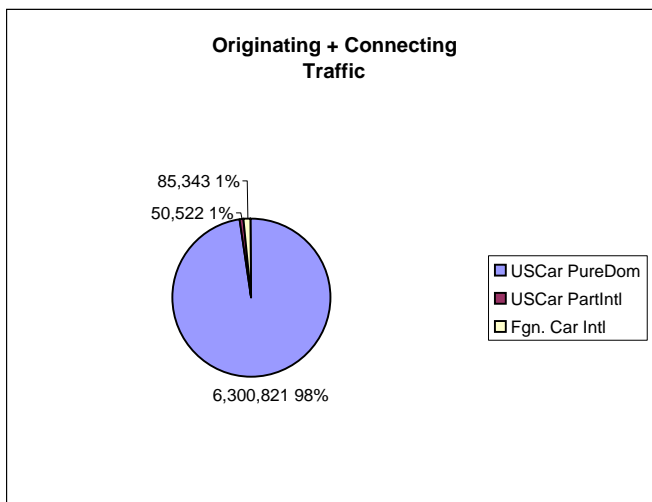
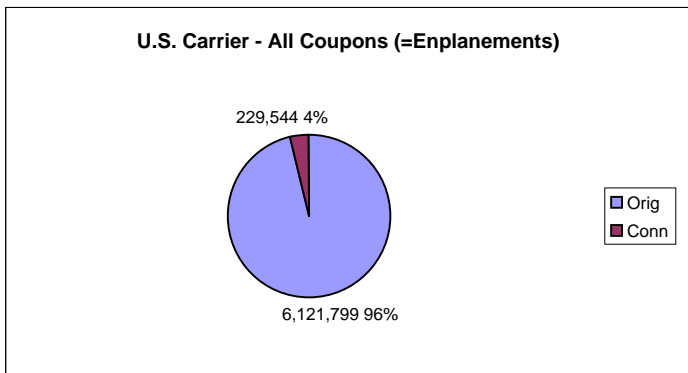


Oakland Airport (CA)
Commercial Aircraft Departures - 2003

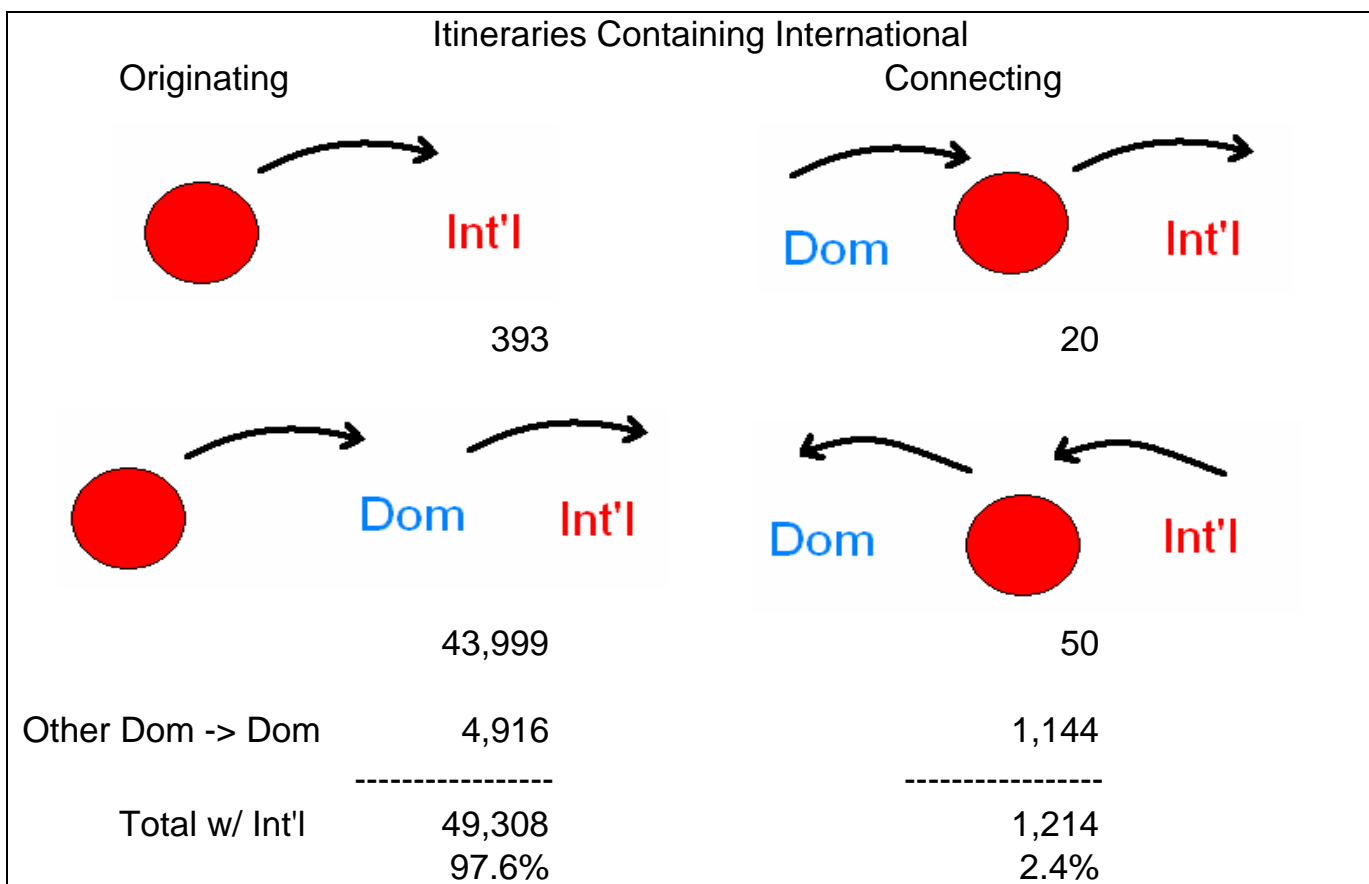
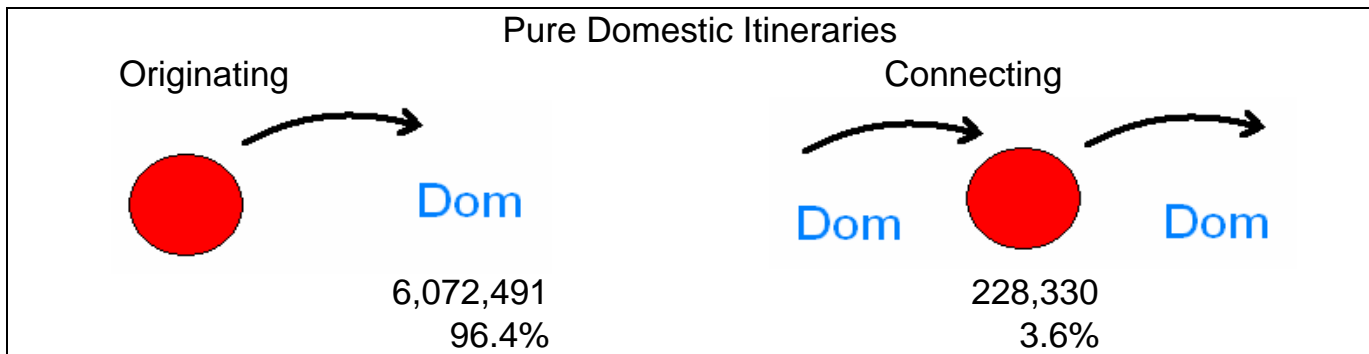


Oakland Airport (CA) - OAK O&D Survey Coupon Passengers - 2003



Note: 10% survey times 10 - enhanced with estimated data for non-survey-reporting-carriers and normalized to "T100 Market" data

Oakland Airport (CA) - OAK
 O&D Survey Coupon Passengers - 2003
 (U.S. Carriers Only)



All Itineraries Combined		
Total	Originating	Connecting
	-----	-----
	6,121,799	229,544
	96.4%	3.6%
	Originating plus Connecting	
Grand Total	6,351,343	

Note: 10% survey times 10 - enhanced with estimated data for non-survey-reporting-carriers and normalized to "T100 Market" data

Total Domestic Survey Coupons Summed by Operating Carrier with Correlation to T100 Data - Year 2003

(10% survey times 10 - enhanced with estimated data for non-survey-reporting-carriers ("XX" Marketing Carrier) and normalized to "T100 Market" data)

Enpl. Airport	All U.S. Airports	Operating Carrier	Marketing Carrier	Total Dom. Coupons	T100 Market Pass. Enpl.	T100 Segmt. Onboard Pass.	Aircraft Departures	Average Non-Stop Distance	Average Seats per Departure	Available Seat Miles (ASM's)	Revenue Pass. Miles (RPM's)	Load Factor	Revenue per ASM (cents/mile)	Survey Rev. per Cpn. Mile (cents/mile)
OAK		AA	AA	192,788										8.27
OAK		AA	LX	38										6.95
OAK	SUB	AA		192,826	192,628	192,898	1,872	1,530	132.3	385,678,000	296,872,000	77.0	6.37	8.27
OAK		AQ	AQ	119,686										10.73
OAK	SUB	AQ		119,686	120,673	131,591	1,415	1,874	124.0	328,818,000	251,471,000	76.5	8.21	10.73
OAK		AS	AS	495,450										14.15
OAK		AS	NW	146										8.94
OAK		AS	KL	27										4.45
OAK	SUB	AS		495,623	493,774	548,935	5,930	547	134.2	438,377,000	303,649,000	69.3	9.80	14.15
OAK		B6	B6	659,178										6.74
OAK	SUB	B6		659,178	656,564	656,564	5,025	1,552	160.6	1,252,190,000	1,066,829,000	85.2	5.74	6.74
OAK		CO	CO	118,589										8.45
OAK		CO	NW	1,727										5.25
OAK		CO	DL	135										8.11
OAK	SUB	CO		120,451	120,002	120,002	967	1,707	152.7	251,810,000	205,399,000	81.6	6.86	8.41
OAK		DH	UA	1,046										19.28
OAK	SUB	DH		1,046										19.28
OAK		DL	DL	111,401										7.08
OAK	SUB	DL		111,401	110,958	111,173	884	1,867	157.6	265,106,000	215,717,000	81.4	5.76	7.08
OAK		EV	DL	27,347										8.61
OAK	SUB	EV		27,347	27,687	27,687	561	1,135	70.0	44,576,000	32,480,000	72.9	6.27	8.61
OAK		F9	F9	99										4.00
OAK	SUB	F9		99										4.00
OAK		HP	HP	226,497										11.94
OAK	SUB	HP		226,497	227,817	228,220	2,533	606	127.8	195,760,000	138,599,000	70.8	8.45	11.94
OAK		MQ	AA	2,406										14.22
OAK		MQ	AS	61										21.21
OAK		MQ	MQ	31										19.49
OAK		MQ	QF	22										12.79
OAK	SUB	MQ		2,520	2,649	2,674	125	335	43.6	1,826,000	896,000	49.1	7.09	14.44
OAK		NK	NK	60										9.06
OAK	SUB	NK		60	569	565	5	2,068	156.0	1,613,000	1,168,000	72.4	6.56	9.06
OAK		NW	NW	19										7.11
OAK	SUB	NW		19										7.11
OAK		OO	XX	41,891										24.88
OAK		OO	UA	36,510										13.74
OAK		OO	DL	20,628										11.72
OAK		OO	US	10										18.27
OAK	SUB	OO		99,039	99,059	99,114	2,392	443	50.0	52,969,000	43,302,000	81.7	14.73	18.03
OAK		QX	QX	469										24.07
OAK	SUB	QX		469	765	765	16	545	70.0	610,000	419,000	68.7	16.53	24.07

Total Domestic Survey Coupons Summed by Operating Carrier with Correlation to T100 Data - Year 2003

(10% survey times 10 - enhanced with estimated data for non-survey-reporting-carriers ("XX" Marketing Carrier) and normalized to "T100 Market" data)

Enpl. Airport	All U.S. Airports	Operating Carrier	Marketing Carrier	Total Dom. Coupons	T100 Market Pass. Enpl.	T100 Segmt. Onboard Pass.	Aircraft Departures	Average Non-Stop Distance	Average Seats per Departure	Available Seat Miles (ASM's)	Revenue Pass. Miles (RPM's)	Load Factor	Revenue per ASM (cents/mile)	Survey Rev. per Cpn. Mile (cents/mile)
OAK		UA	UA	476,766										9.29
OAK		UA	US	7,925										8.76
OAK		UA	BD	29										8.42
OAK	SUB	UA		484,720	486,132	486,627	4,742	1,331	132.9	842,040,000	685,286,000	81.4	7.55	9.28
OAK		WN	WN	3,805,984										13.16
OAK	SUB	WN		3,805,984	3,821,588	4,002,206	41,661	509	134.3	2,863,275,000	2,068,136,000	72.2	9.50	13.16
OAK		YV	XX	3,083										30.62
OAK		YV	F9	780										10.36
OAK		YV	UA	46										31.12
OAK	SUB	YV		3,909	3,872	4,304	126	662	50.0	4,169,000	2,359,000	56.6	13.05	23.06
OAK		YY	YY	56										7.90
OAK	SUB	YY		56										7.90
OAK	TOT			6,350,930	6,364,737	6,613,568	68,256	744	132.4	6,928,820,000	5,312,585,000	76.7	8.11	10.58

**Summary by OpCar/MktCar Coupon for Selected Enplanement Airport
O&D Survey Domestic Passenger Coupon Data - Year 2003**

(10% survey times 10 - enhanced with estimated data for non-survey-reporting-carriers ("XX" Marketing Carrier) and normalized to "T100 Market" data)

Enpl. Airport	All U.S. Airports	Operating Carrier	Marketing Carrier	Pure Dom. Orig. Coupons	Pure Dom. Conn. Coupons	Dom. Part Int'l Tkt.	Origin Pass. Coupon Rev.	Connect Pass. Coupon Rev.	Dom. Part Int'l Tkt. Rev.	Dist.	Orig. Yield Cents / Mile	Conn. Yield Cents / Mile	DPIT Yield Cents / Mile	Total Dom. Coupons	Total Dom. Revenue	Total Dom. Cents / Mile
OAK		WN	WN	3,607,379	198,605		266,382,528	10,616,988		553	13.35	9.67		3,805,984	276,999,516	13.16
OAK		B6	B6	654,016	5,162		72,398,718	503,730		1,641	6.75	5.95		659,178	72,902,449	6.74
OAK		AS	AS	470,435	11,570	13,445	37,792,657	828,449	1,337,172	570	14.09	12.56	17.45	495,450	39,958,278	14.15
OAK		UA	UA	463,470	5,031	8,265	61,048,886	670,690	1,204,282	1,420	9.28	9.39	10.26	476,766	62,923,858	9.29
OAK		HP	HP	216,083	1,381	9,033	16,246,930	76,982	759,955	632	11.90	8.82	13.31	226,497	17,083,867	11.94
OAK		AA	AA	182,955	561	9,272	23,441,775	116,520	1,241,126	1,556	8.23	13.35	8.60	192,788	24,799,421	8.27
OAK		AQ	AQ	116,182	2,937	567	24,445,198	504,085	118,926	1,952	10.78	8.79	10.75	119,686	25,068,210	10.73
OAK		CO	CO	113,225	130	5,234	16,373,960	22,284	875,000	1,723	8.39	9.95	9.70	118,589	17,271,244	8.45
OAK		DL	DL	109,465	389	1,547	15,056,815	82,867	260,269	1,952	7.05	10.91	8.62	111,401	15,399,951	7.08
OAK		OO	XX	41,891			4,720,969			453	24.88			41,891	4,720,969	24.88
OAK		OO	UA	33,136	1,512	1,862	1,576,755	74,472	69,776	343	13.87	14.36	10.93	36,510	1,721,003	13.74
OAK		EV	DL	26,899	259	189	2,710,139	28,441	26,337	1,175	8.58	9.35	11.86	27,347	2,764,917	8.61
OAK		OO	DL	19,971	506	151	1,383,259	38,841	9,198	592	11.70	12.97	10.29	20,628	1,431,298	11.72
OAK		UA	US	7,871	29	25	988,788	3,495	2,336	1,432	8.77	8.42	6.53	7,925	994,619	8.76
OAK		YV	XX	3,083			376,620			399	30.62			3,083	376,620	30.62
OAK		MQ	AA	2,107	113	186	106,911	2,324	6,070	337	15.06	6.10	9.68	2,406	115,305	14.22
OAK		CO	NW	1,689	18	20	137,734	4,586	8,964	1,668	4.89	15.27	26.87	1,727	151,284	5.25
OAK		DH	UA	934	49	63	63,438	2,328	2,206	337	20.15	14.10	10.39	1,046	67,972	19.28
OAK	OTH			1,700	78	250	193,095	6,788	16,102	921	12.33	9.45	6.99	2,028	215,984	11.56
OAK	TOT			6,072,491	228,330	50,109	545,445,174	13,583,870	5,937,721	841	10.68	7.07	14.09	6,350,930	564,966,765	10.58
				Pure Domestic Orig+Connect			6,300,821									
				Percent Originating - Pure Dom.			96.38%									
				Percent Connecting - Pure Dom.				3.62%								
				Percent of Total Domestic			95.62%	3.60%	0.79%							

**Top 50 Coupon Markets From Enplanement Airport
O&D Survey Domestic Passenger Coupon Data - Year 2003**

(10% survey times 10 - enhanced with estimated data for non-survey-reporting-carriers ("XX" Marketing Carrier) and normalized to "T100 Market" data)

Enpl. Airport	Depl. Airport	Operating Carrier	Marketing Carrier	Pure Dom. Orig.	Pure Dom. Conn. Coupons	Dom. Part Int'l Tkt.	Origin Pass. Coupon Rev.	Connect Pass. Coupon Rev.	Dom. Part Int'l Tkt. Rev.	Dist.	Orig. Yield Cents / Mile	Conn. Yield Cents / Mile	DPIT Yield Cents / Mile	Total Dom. Coupons	Total Dom. Revenue	Total Dom. Cents / Mile
OAK	LAX	WN	WN	589,748	11,527		36,369,241	555,647		337	18.30	14.30		601,275	36,924,889	18.22
OAK	SAN	WN	WN	497,252	23,330		36,069,396	1,244,407		446	16.26	11.96		520,582	37,313,803	16.07
OAK	BUR	WN	WN	446,241	20,194		29,931,511	863,423		325	20.64	13.16		466,435	30,794,934	20.31
OAK	ONT	WN	WN	345,678	12,968		20,531,641	626,662		361	16.45	13.39		358,646	21,158,304	16.34
OAK	LAS	WN	WN	355,668	2,074		27,117,945	96,118		407	18.73	11.39		357,742	27,214,063	18.69
OAK	JFK	B6	B6	277,449	1,521		43,197,821	253,553		2,576	6.04	6.47		278,970	43,451,374	6.05
OAK	SNA	WN	WN	261,313	16,217		18,297,435	819,175		371	18.87	13.62		277,530	19,116,610	18.57
OAK	LGB	B6	B6	264,305	2,280		13,771,217	51,993		353	14.76	6.46		266,585	13,823,210	14.69
OAK	SEA	AS	AS	228,971	4,341	11,046	20,008,720	365,055	1,103,311	671	13.02	12.53	14.89	244,358	21,477,086	13.10
OAK	PHX	WN	WN	231,537	1,833		17,225,321	99,296		646	11.52	8.39		233,370	17,324,618	11.49
OAK	DEN	UA	UA	183,701	1,233	1,124	21,306,522	175,403	124,838	957	12.12	14.87	11.61	186,058	21,606,763	12.14
OAK	PHX	HP	HP	176,677	864	8,071	13,574,457	53,847	717,778	646	11.89	9.65	13.77	185,612	14,346,083	11.97
OAK	DFW	AA	AA	165,211	353	8,947	20,813,626	70,503	1,164,928	1,456	8.65	13.72	8.94	174,511	22,049,056	8.68
OAK	SEA	WN	WN	139,591	30,676		12,200,813	2,183,615		671	13.03	10.61		170,267	14,384,427	12.59
OAK	ORD	UA	UA	139,349	758	2,900	21,225,206	149,096	721,951	1,835	8.30	10.72	13.57	143,007	22,096,253	8.42
OAK	SNA	AS	AS	125,510	4,722	217	8,193,511	251,904	15,504	371	17.60	14.38	19.26	130,449	8,460,920	17.48
OAK	PDX	WN	WN	107,690	20,118		8,267,098	1,169,698		543	14.14	10.71		127,808	9,436,796	13.60
OAK	PDX	AS	AS	112,113	2,258	1,962	8,941,684	170,056	162,161	543	14.69	13.87	15.22	116,333	9,273,900	14.68
OAK	SLC	WN	WN	111,674	484		9,277,537	44,485		588	14.13	15.63		112,158	9,322,021	14.14
OAK	MDW	WN	WN	110,470	1,160		9,999,560	135,466		1,844	4.91	6.33		111,630	10,135,026	4.92
OAK	IAH	CO	CO	101,059	120	5,062	14,678,925	20,392	847,673	1,628	8.92	10.44	10.29	106,241	15,546,990	8.99
OAK	RNO	WN	WN	72,087	32,797		3,674,286	895,603		180	28.32	15.17		104,884	4,569,889	24.21
OAK	IAD	B6	B6	99,144	1,351		14,116,645	197,934		2,408	5.91	6.08		100,495	14,314,579	5.92
OAK	IAD	UA	UA	82,408	1,192	1,110	14,471,995	273,774	233,041	2,408	7.29	9.54	8.72	84,710	14,978,810	7.34
OAK	ATL	DL	DL	78,772	297	1,447	11,784,747	61,302	250,358	2,130	7.02	9.69	8.12	80,516	12,096,406	7.05
OAK	ABQ	WN	WN	68,273	2,374		8,497,713	243,866		889	14.00	11.56		70,647	8,741,579	13.92
OAK	LAX	UA	UA	51,199	1,766	3,034	2,904,746	54,059	107,561	337	16.84	9.08	10.52	55,999	3,066,366	16.25
OAK	GEG	WN	WN	32,273	11,387		2,843,351	731,879		723	12.19	8.89		43,660	3,575,230	11.33
OAK	MCI	WN	WN	40,699	678		5,031,193	71,413		1,489	8.30	7.07		41,377	5,102,606	8.28
OAK	BNA	WN	WN	36,258	689		3,878,236	85,403		1,959	5.46	6.33		36,947	3,963,640	5.48
OAK	HNL	AQ	AQ	34,742	1,325	527	8,445,488	298,116	104,815	2,409	10.09	9.34	8.26	36,594	8,848,419	10.04
OAK	LAX	OO	UA	32,828	1,502	1,862	1,542,190	73,889	69,776	337	13.94	14.60	11.12	36,192	1,685,856	13.82
OAK	BWI	WN	WN	35,652	537		4,013,759	82,312		2,446	4.60	6.27		36,189	4,096,071	4.63
OAK	LAS	HP	HP	34,531	490	962	1,923,355	19,788	42,177	407	13.69	9.92	10.77	35,983	1,985,320	13.56
OAK	MSY	WN	WN	32,109	279		3,294,667	29,026		1,903	5.39	5.47		32,388	3,323,693	5.39
OAK	DFW	DL	DL	29,535	71	89	3,088,464	17,423	9,590	1,456	7.18	16.85	7.40	29,695	3,115,477	7.21
OAK	OGG	AQ	AQ	29,387	161	20	7,407,586	25,230	4,727	2,349	10.73	6.67	10.06	29,568	7,437,543	10.71
OAK	BOI	WN	WN	22,362	6,962		1,977,860	457,577		511	17.31	12.86		29,324	2,435,438	16.25
OAK	LAS	AQ	AQ	25,309	872	10	1,600,465	31,180	421	407	15.54	8.79	10.35	26,191	1,632,066	15.31
OAK	KOA	AQ	AQ	22,634	475	10	5,811,896	114,787	8,964	2,380	10.79	10.15	37.66	23,119	5,935,647	10.79
OAK	LAX	OO	XX	22,779			2,638,947			337	34.38			22,779	2,638,947	34.38
OAK	SLC	OO	DL	19,881	506	151	1,371,736	38,841	9,198	588	11.73	13.06	10.36	20,538	1,419,775	11.76
OAK	SLC	OO	XX	18,786			2,032,457			588	18.40			18,786	2,032,457	18.40
OAK	DFW	EV	DL	18,205	140	148	2,012,006	18,599	22,143	1,456	7.59	9.12	10.28	18,493	2,052,749	7.62
OAK	JFK	AA	AA	14,319	208	296	2,148,180	46,016	68,657	2,576	5.82	8.59	9.00	14,823	2,262,854	5.93
OAK	ELP	WN	WN	11,216	534		1,366,421	44,452		987	12.34	8.43		11,750	1,410,873	12.17
OAK	FLI	WN	WN	11,526	30		973,428	6,256		2,575	3.28	8.10		11,556	979,684	3.29
OAK	EWB	CO	CO	11,315	10	161	1,574,894	1,892	24,710	2,554	5.45	7.41	6.01	11,486	1,601,496	5.46
OAK	ATL	B6	B6	9,690			873,928			2,130	4.23			9,690	873,928	4.23
OAK	SLC	EV	DL	8,694	119	41	698,132	9,842	4,194	588	13.66	14.07	17.40	8,854	712,169	13.68
OAK	OTH			94,671	2,547	912	12,447,215	253,615	119,244	1,607	8.18	6.20	8.14	98,130	12,820,074	8.13
OAK	TOT			6,072,491	228,330	50,109	545,445,174	13,583,870	5,937,721	841	10.68	7.07	14.09	6,350,930	564,966,765	10.58
				Pure Domestic Orig+Connect			6,300,821									
				Percent Originating - Pure Dom.			96.38%									
								3.62%								
				Percent of Total Domestic			95.62%	3.60%	0.79%							