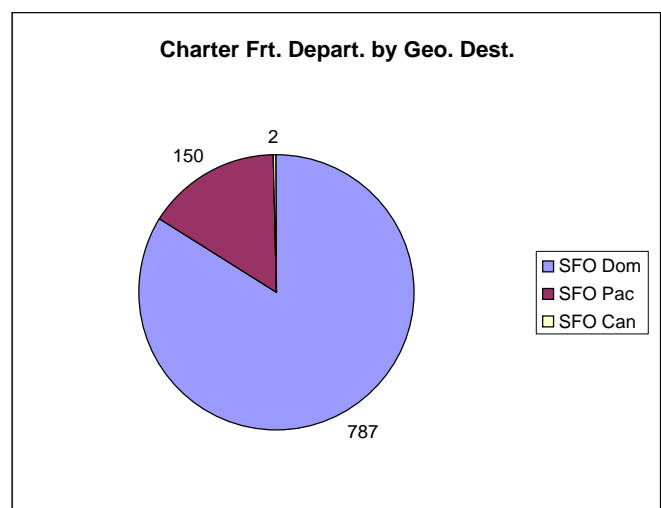
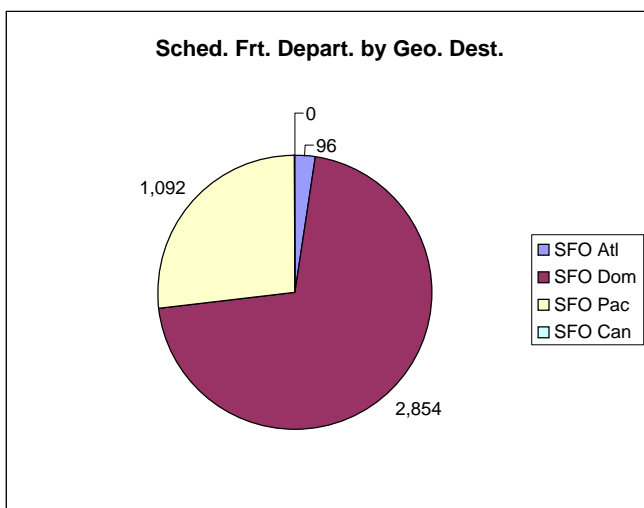
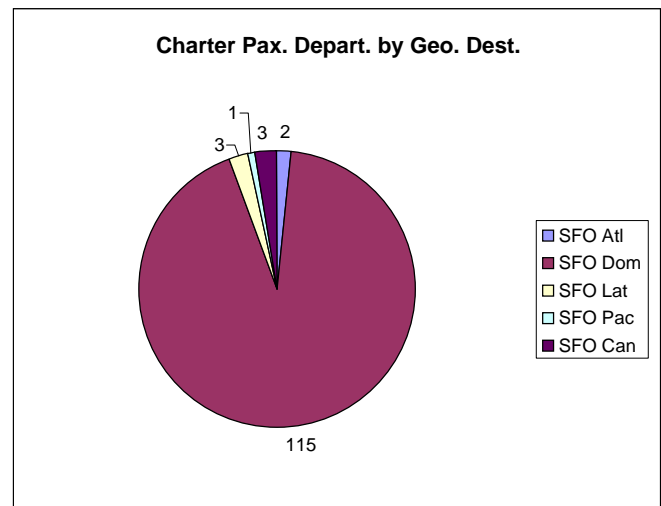
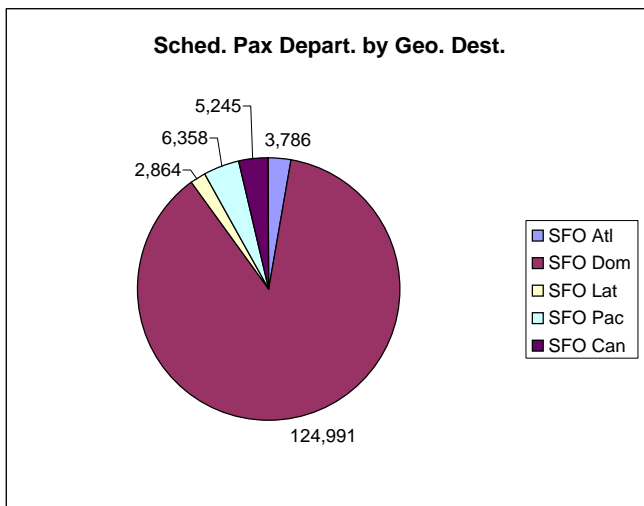
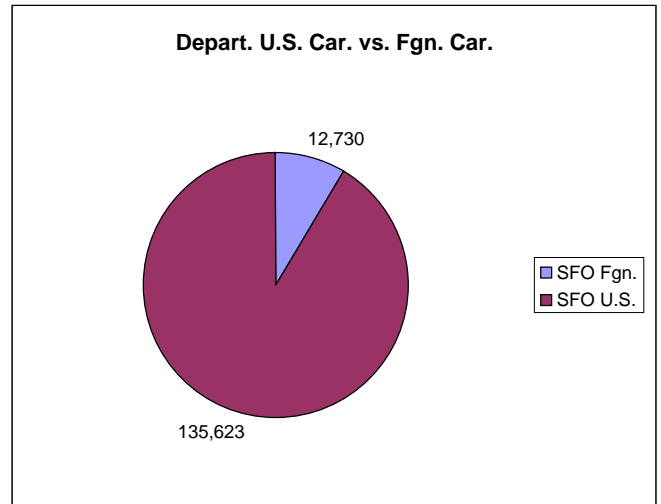
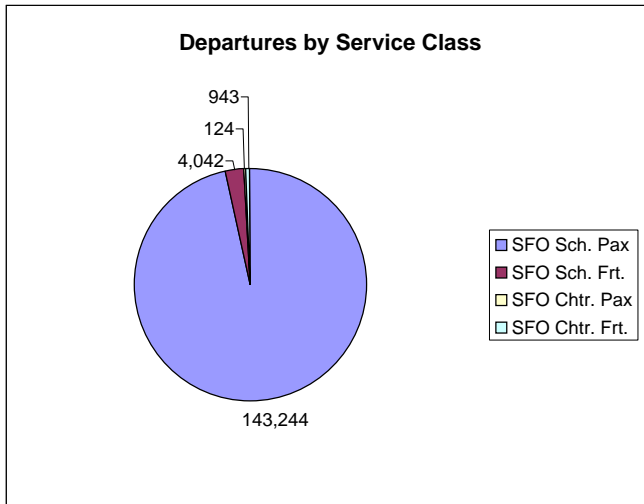
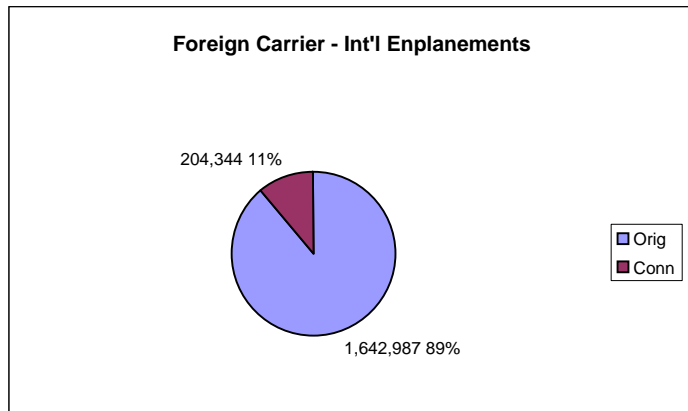
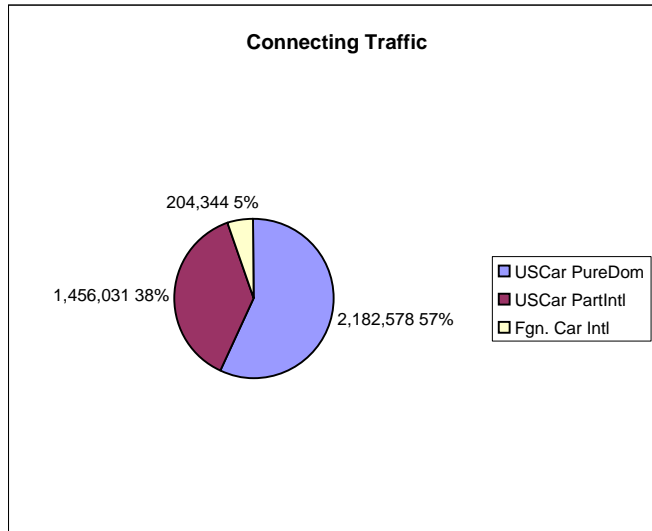
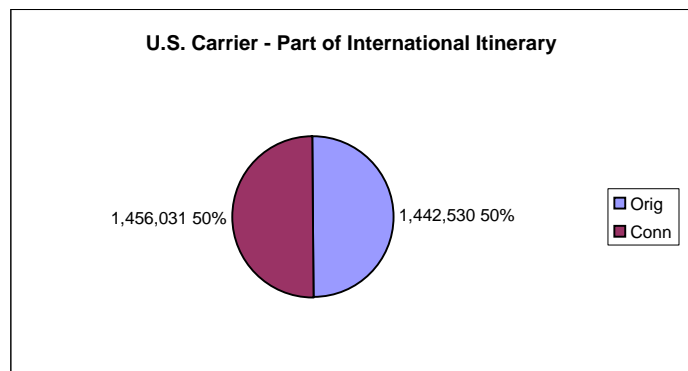
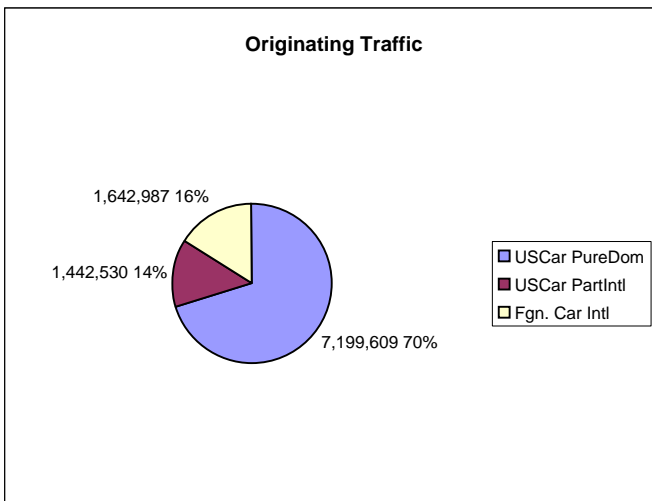
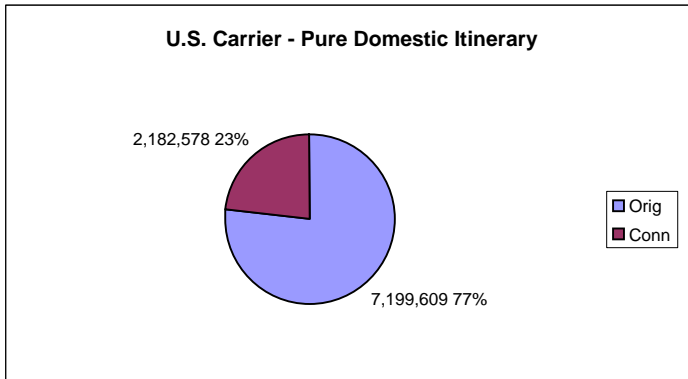
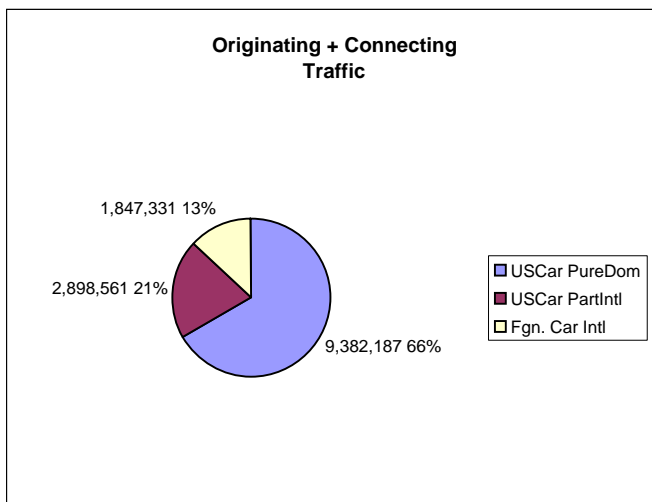
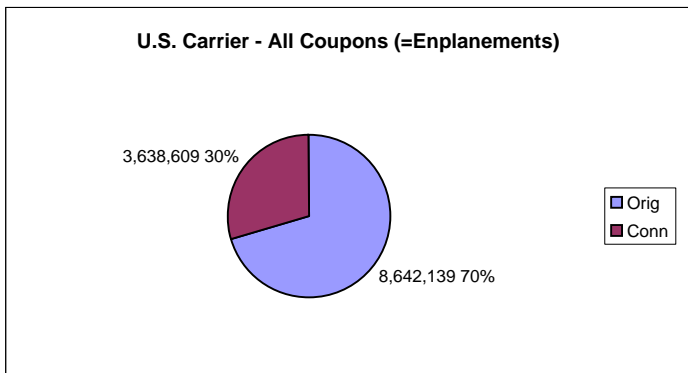


San Francisco International Airport Commercial Aircraft Departures - 2003

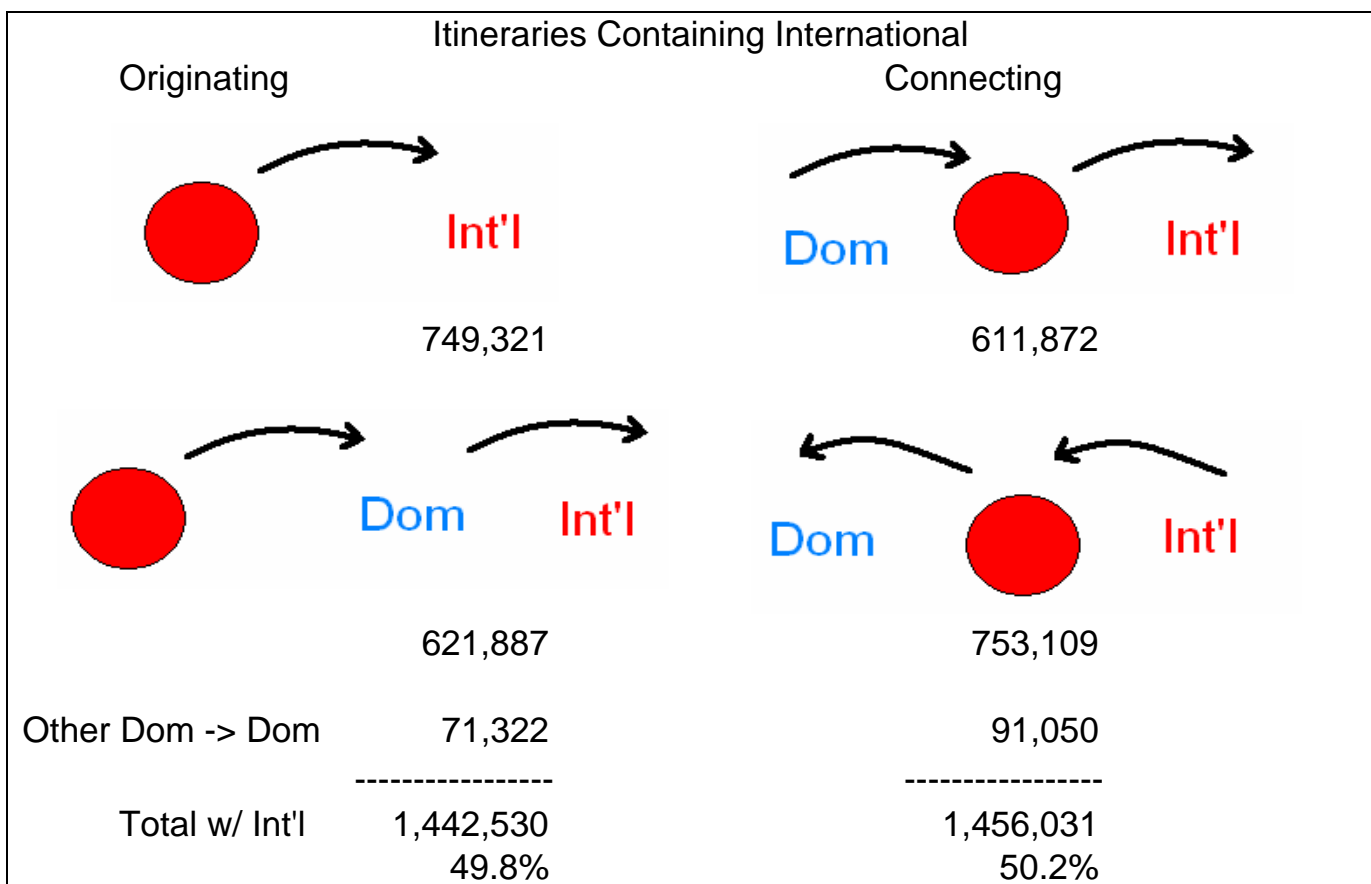
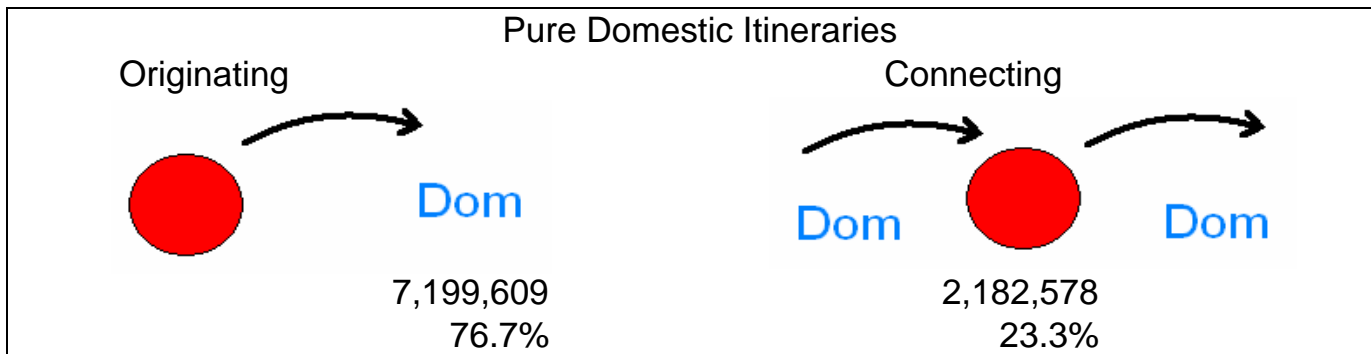


San Francisco International Airport - SFO O&D Survey Coupon Passengers - 2003



Note: 10% survey times 10 - enhanced with estimated data for non-survey-reporting-carriers and normalized to "T100 Market" data

San Francisco International Airport - SFO
 O&D Survey Coupon Passengers - 2003
 (U.S. Carriers Only)



All Itineraries Combined

Total	Originating	Connecting
	8,642,139	3,638,609
	70.4%	29.6%
Originating plus Connecting		
Grand Total	12,280,748	

Note: 10% survey times 10 - enhanced with estimated data for non-survey-reporting-carriers and normalized to "T100 Market" data

Total Domestic Survey Coupons Summed by Operating Carrier with Correlation to T100 Data - Year 2003

(10% survey times 10 - enhanced with estimated data for non-survey-reporting-carriers ("XX" Marketing Carrier) and normalized to "T100 Market" data)

Enpl. Airport	All U.S. Airports	Operating Carrier	Marketing Carrier	Total Dom. Coupons	T100 Market Pass. Enpl.	T100 Segmt. Onboard Pass.	Aircraft Departures	Average Non-Stop Distance	Average Seats per Departure	Available Seat Miles (ASM's)	Revenue Pass. Miles (RPM's)	Load Factor	Revenue per ASM (cents/mile)	Survey Rev. per Cpn. Mile (cents/mile)
SFO		UA	AC	10,648										11.13
SFO		UA	SK	3,356										6.72
SFO		UA	LH	2,461										7.23
SFO		UA	NZ	1,581										11.15
SFO		UA	BD	708										5.41
SFO		UA	OS	597										7.09
SFO		UA	RG	184										10.82
SFO		UA	NH	87										9.82
SFO		UA	LO	20										2.58
SFO		UA	TG	10										14.98
SFO	SUB	UA		5,199,828	5,171,399	5,309,651	46,864	1,239	161.2	10,301,355,000	7,526,788,000	73.1	7.49	10.24
SFO		US	US	367,257										7.04
SFO		US	UA	16,752										9.13
SFO	SUB	US		384,009	383,104	385,154	3,165	2,372	160.3	1,201,832,000	911,607,000	75.9	5.41	7.13
SFO		XP	XP	98										10.64
SFO	SUB	XP		98	96	96	2	417	122.0	102,000	40,000	39.2	4.17	10.64
SFO		YV	HP	495										11.56
SFO		YV	XX	89										18.40
SFO		YV	UA	74										12.82
SFO	SUB	YV		658	584	584	27	651	50.0	879,000	380,000	43.2	5.45	12.61
SFO		YX	YX	29,390										7.89
SFO	SUB	YX		29,390	29,398	29,398	393	1,502	115.9	68,414,000	44,136,000	64.5	5.09	7.89
SFO		YY	YY	1,024										11.56
SFO	SUB	YY		1,024										11.56
SFO		ZW	UA	8,975										13.06
SFO	SUB	ZW		8,975	7,377	7,377	195	708	67.8	9,851,000	5,291,000	53.7	7.01	13.06
SFO	TOT			10,919,555	10,874,304	11,166,738	124,691	1,077	127.4	21,990,396,000	15,959,026,000	72.6	6.98	9.61

