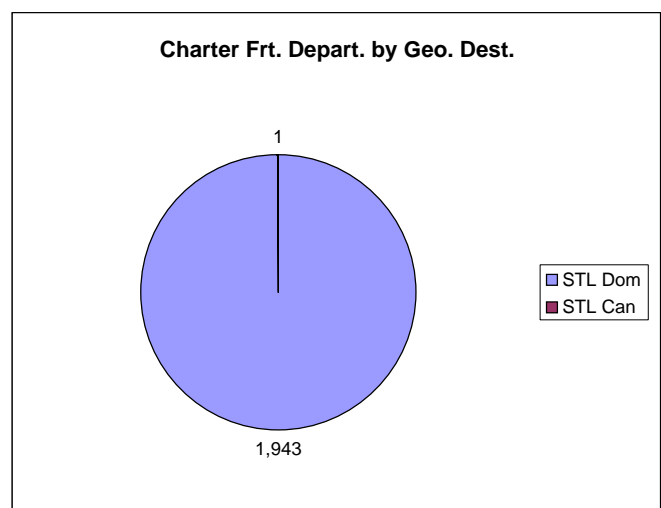
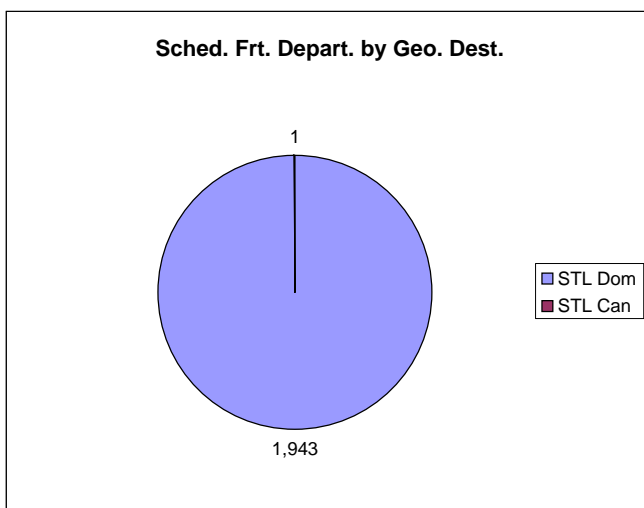
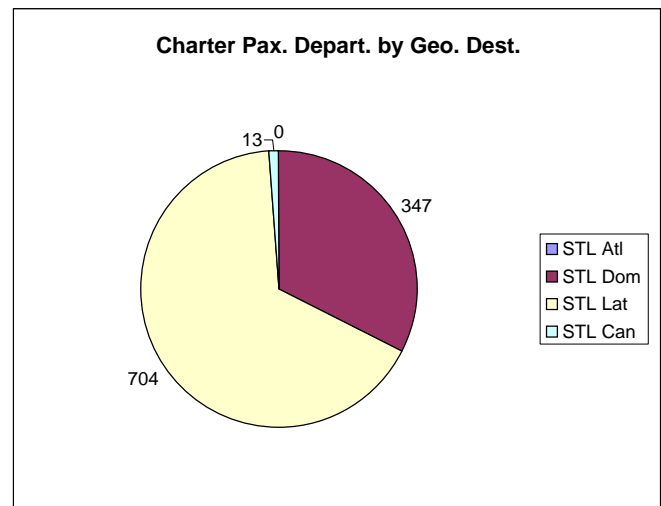
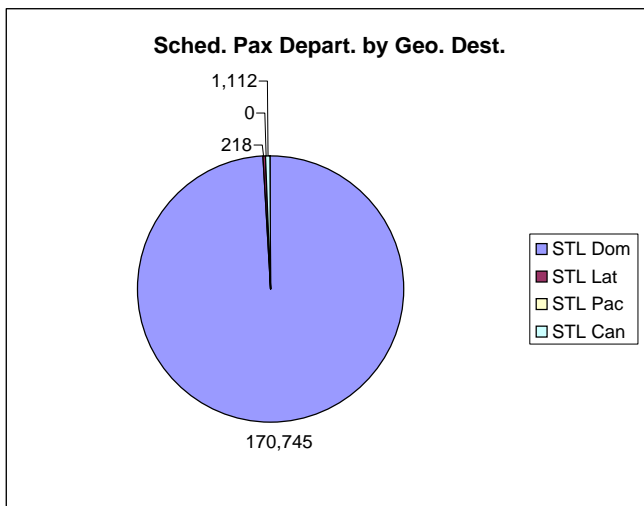
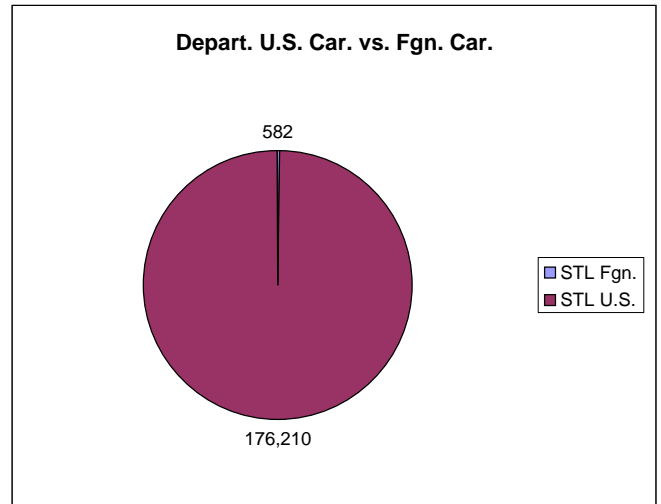
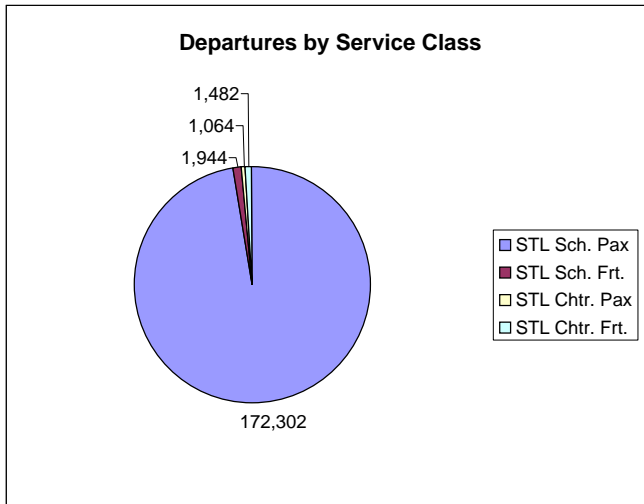
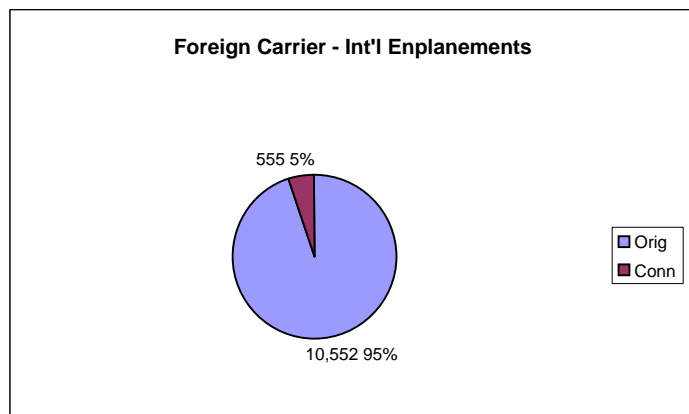
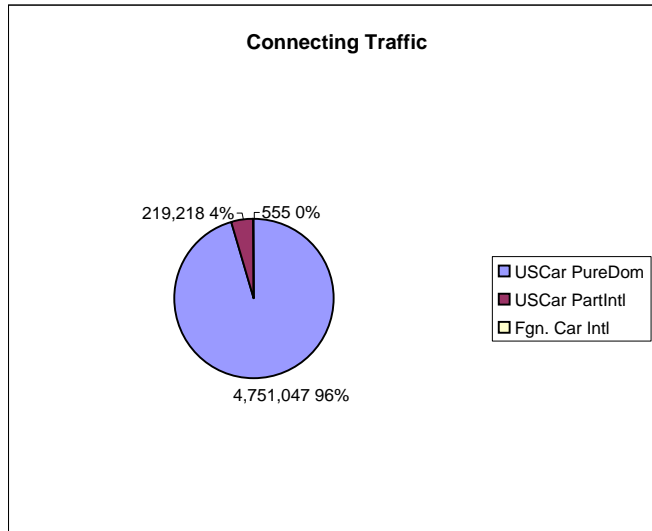
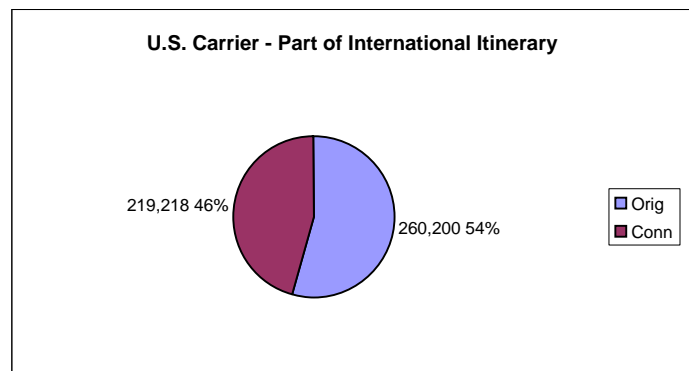
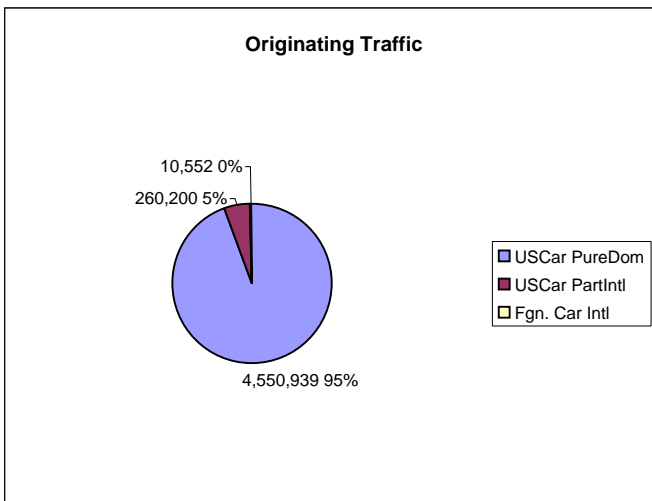
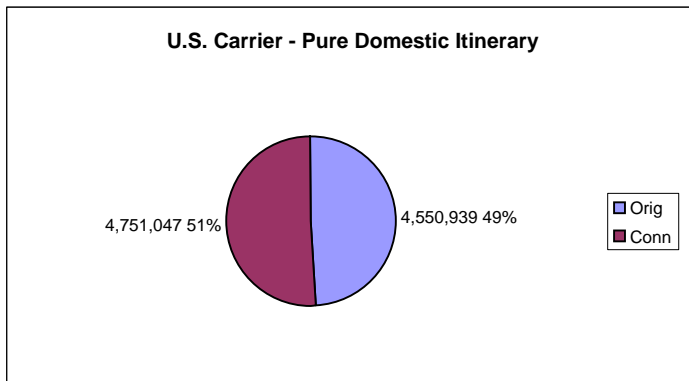
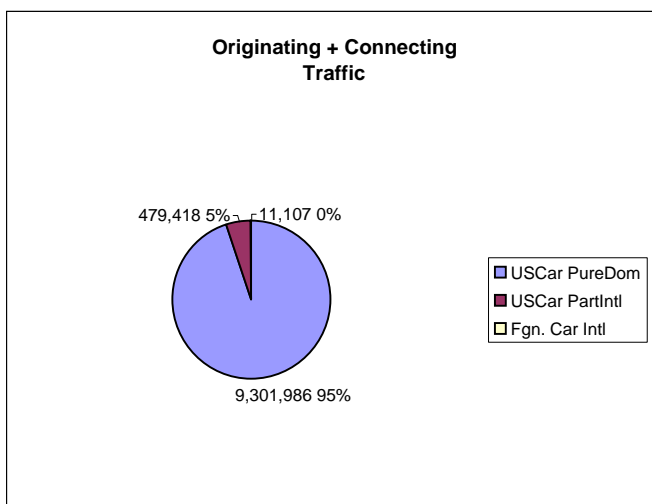
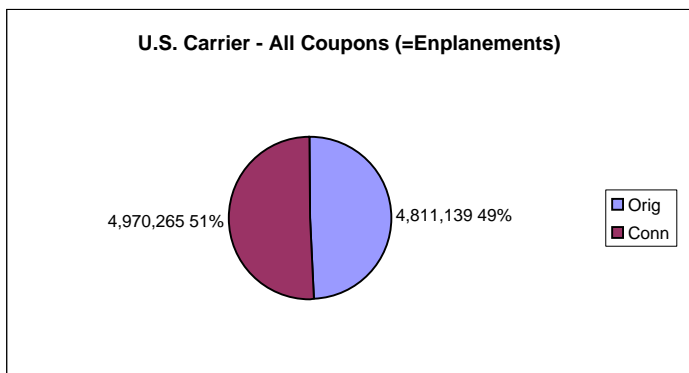


Lambert - St. Louis International Airport
Commercial Aircraft Departures - 2003

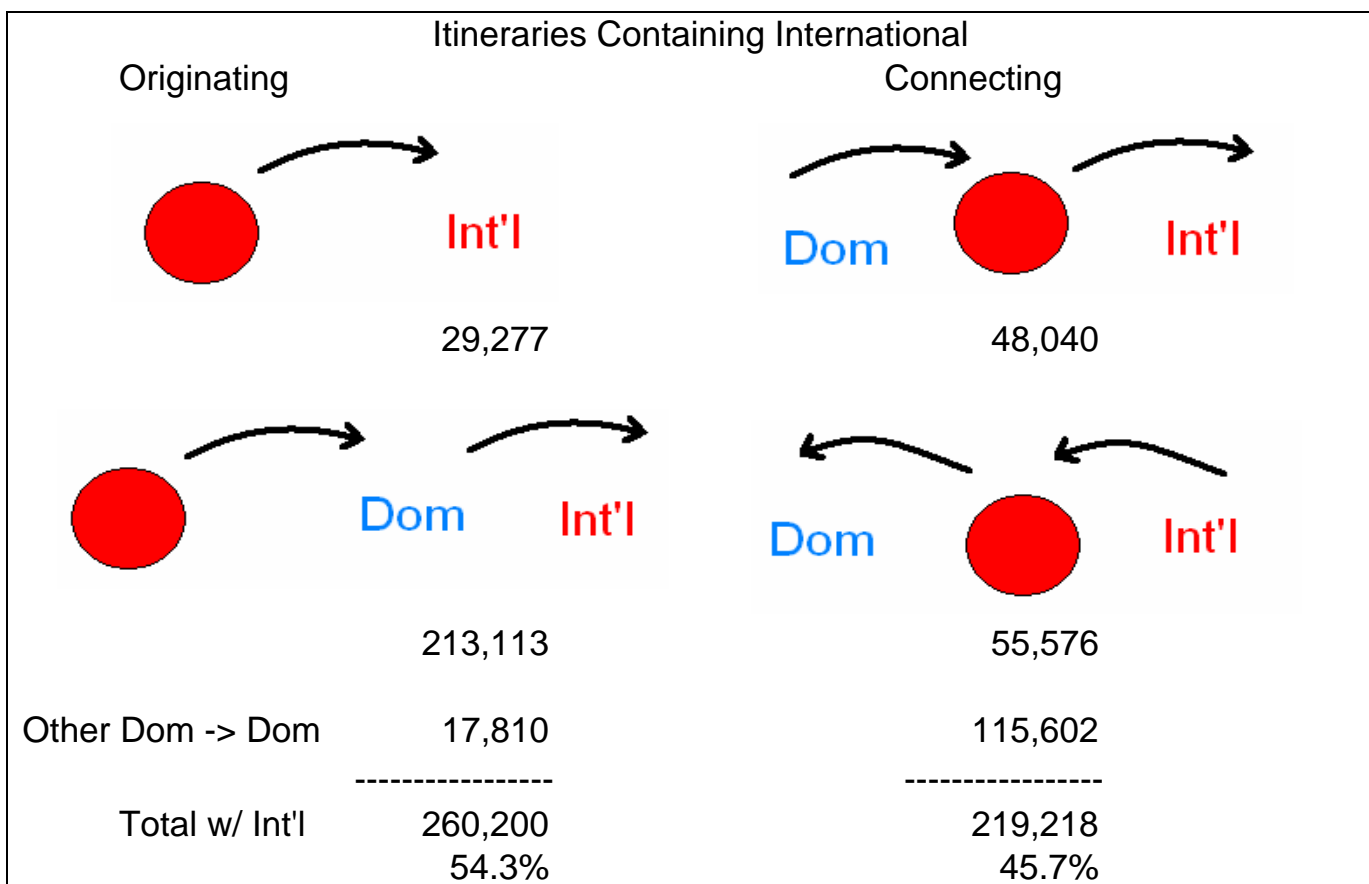
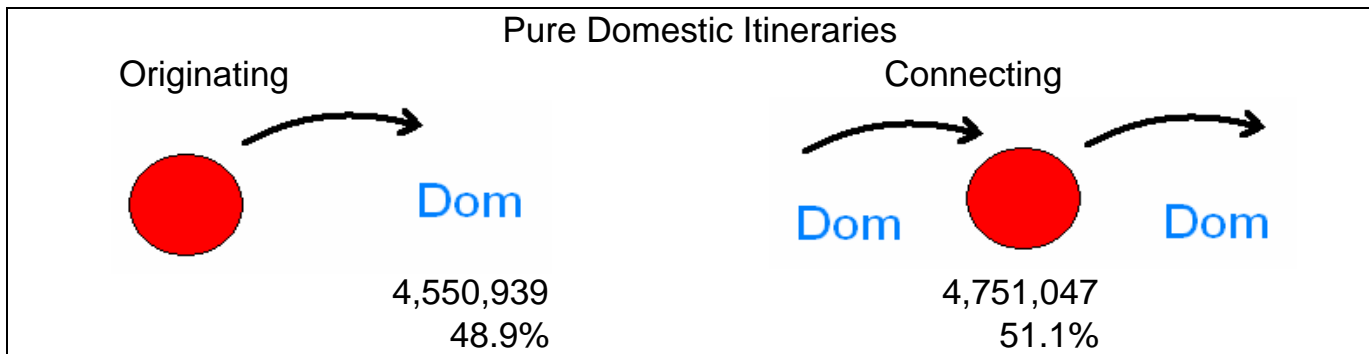


Lambert - St. Louis International Airport - STL O&D Survey Coupon Passengers - 2003



Note: 10% survey times 10 - enhanced with estimated data for non-survey-reporting-carriers and normalized to "T100 Market" data

Lambert - St. Louis International Airport - STL
 O&D Survey Coupon Passengers - 2003
 (U.S. Carriers Only)



| All Itineraries Combined | | |
|--------------------------|-----------------------------|------------|
| Total | Originating | Connecting |
| | ----- | ----- |
| | 4,811,139 | 4,970,265 |
| | 49.2% | 50.8% |
| | Originating plus Connecting | |
| Grand Total | 9,781,404 | |

Note: 10% survey times 10 - enhanced with estimated data for non-survey-reporting-carriers and normalized to "T100 Market" data

Total Domestic Survey Coupons Summed by Operating Carrier with Correlation to T100 Data - Year 2003

(10% survey times 10 - enhanced with estimated data for non-survey-reporting-carriers ("XX" Marketing Carrier) and normalized to "T100 Market" data)

| Enpl. Airport | All U.S. Airports | Operating Carrier | Marketing Carrier | Total Dom. Coupons | T100 Market Pass. Enpl. | T100 Segmt. Onboard Pass. | Aircraft Departures | Average Non-Stop Distance | Average Seats per Departure | Available Seat Miles (ASM's) | Revenue Pass. Miles (RPM's) | Load Factor | Revenue per ASM (cents/mile) | Survey Rev. per Cpn. Mile (cents/mile) |
|---------------|-------------------|-------------------|-------------------|--------------------|-------------------------|---------------------------|---------------------|---------------------------|-----------------------------|------------------------------|-----------------------------|-------------|------------------------------|--|
| STL | | AA | AA | 5,731,799 | | | | | | | | | | 11.77 |
| STL | | AA | 9N | 62,546 | | | | | | | | | | 8.68 |
| STL | | AA | IB | 1,105 | | | | | | | | | | 9.17 |
| STL | | AA | AS | 510 | | | | | | | | | | 10.16 |
| STL | | AA | LX | 356 | | | | | | | | | | 19.72 |
| STL | | AA | QF | 301 | | | | | | | | | | 25.17 |
| STL | | AA | TK | 219 | | | | | | | | | | 8.17 |
| STL | | AA | JL | 201 | | | | | | | | | | 25.86 |
| STL | | AA | AY | 171 | | | | | | | | | | 7.50 |
| STL | | AA | CX | 51 | | | | | | | | | | 17.95 |
| STL | | AA | SN | 9 | | | | | | | | | | 6.54 |
| STL | SUB | AA | | 5,797,268 | 5,831,138 | 5,990,643 | 63,055 | 809 | 136.1 | 7,197,098,000 | 5,235,820,000 | 72.7 | 8.53 | 11.74 |
| STL | | AL | YX | 4,583 | | | | | | | | | | 39.85 |
| STL | | AL | XX | 87 | | | | | | | | | | 36.15 |
| STL | SUB | AL | | 4,670 | 4,643 | 4,643 | 576 | 317 | 19.0 | 3,468,000 | 1,471,000 | 42.4 | 16.87 | 39.78 |
| STL | | CO | CO | 10,555 | | | | | | | | | | 21.35 |
| STL | | CO | NW | 315 | | | | | | | | | | 12.23 |
| STL | SUB | CO | | 10,870 | 10,910 | 11,222 | 158 | 738 | 105.2 | 12,292,000 | 8,298,000 | 67.5 | 14.25 | 21.11 |
| STL | | DH | UA | 24,305 | | | | | | | | | | 17.00 |
| STL | | DH | XX | 7,414 | | | | | | | | | | 41.60 |
| STL | SUB | DH | | 31,719 | 31,790 | 31,790 | 770 | 261 | 49.1 | 9,827,000 | 8,215,000 | 83.6 | 19.01 | 22.74 |
| STL | | DL | DL | 186,454 | | | | | | | | | | 22.90 |
| STL | | DL | AF | 772 | | | | | | | | | | 8.55 |
| STL | | DL | AM | 462 | | | | | | | | | | 15.47 |
| STL | | DL | AZ | 220 | | | | | | | | | | 11.56 |
| STL | | DL | SA | 200 | | | | | | | | | | 10.80 |
| STL | SUB | DL | | 188,108 | 183,756 | 184,544 | 2,150 | 474 | 127.1 | 130,107,000 | 88,142,000 | 67.7 | 15.43 | 22.80 |
| STL | | F9 | F9 | 10,667 | | | | | | | | | | 12.15 |
| STL | SUB | F9 | | 10,667 | 10,703 | 10,717 | 118 | 770 | 121.5 | 11,040,000 | 8,253,000 | 74.8 | 9.09 | 12.15 |
| STL | | HP | HP | 86,638 | | | | | | | | | | 9.62 |
| STL | | HP | HA | 36 | | | | | | | | | | 16.10 |
| STL | | HP | NW | 20 | | | | | | | | | | 8.85 |
| STL | | HP | CO | 9 | | | | | | | | | | 10.80 |
| STL | SUB | HP | | 86,703 | 87,617 | 88,267 | 858 | 1,268 | 129.6 | 141,093,000 | 111,778,000 | 79.2 | 7.62 | 9.63 |
| STL | | MQ | AA | 4,639 | | | | | | | | | | 24.70 |
| STL | SUB | MQ | | 4,639 | 4,832 | 4,872 | 172 | 884 | 37.7 | 5,724,000 | 4,302,000 | 75.2 | 18.57 | 24.70 |
| STL | | NW | NW | 230,479 | | | | | | | | | | 23.35 |
| STL | | NW | CO | 3,688 | | | | | | | | | | 15.13 |
| STL | | NW | KL | 689 | | | | | | | | | | 7.75 |
| STL | | NW | DL | 10 | | | | | | | | | | 13.68 |
| STL | SUB | NW | | 234,866 | 231,074 | 232,085 | 3,819 | 422 | 102.5 | 165,902,000 | 98,835,000 | 59.6 | 13.81 | 23.17 |

Total Domestic Survey Coupons Summed by Operating Carrier with Correlation to T100 Data - Year 2003

(10% survey times 10 - enhanced with estimated data for non-survey-reporting-carriers ("XX" Marketing Carrier) and normalized to "T100 Market" data)

| Enpl. Airport | All U.S. Airports | Operating Carrier | Marketing Carrier | Total Dom. Coupons | T100 Market Pass. Enpl. | T100 Segmt. Onboard Pass. | Aircraft Departures | Average Non-Stop Distance | Average Seats per Departure | Available Seat Miles (ASM's) | Revenue Pass. Miles (RPM's) | Load Factor | Revenue per ASM (cents/mile) | Survey Rev. per Cpn. Mile (cents/mile) |
|---------------|-------------------|-------------------|-------------------|--------------------|-------------------------|---------------------------|---------------------|---------------------------|-----------------------------|------------------------------|-----------------------------|-------------|------------------------------|--|
| STL | | OH | DL | 92,516 | | | | | | | | | | 22.86 |
| STL | SUB | OH | | 92,516 | 92,734 | 92,888 | 2,722 | 386 | 50.5 | 54,372,000 | 36,857,000 | 67.8 | 15.50 | 22.86 |
| STL | | OO | UA | 4,898 | | | | | | | | | | 11.48 |
| STL | | OO | XX | 1,260 | | | | | | | | | | 18.40 |
| STL | SUB | OO | | 6,158 | 5,928 | 5,928 | 128 | 766 | 50.0 | 4,900,000 | 4,565,000 | 93.2 | 12.02 | 12.90 |
| STL | | RP | AA | 390,347 | | | | | | | | | | 21.53 |
| STL | | RP | 9N | 45,612 | | | | | | | | | | 15.81 |
| STL | | RP | XX | 34,586 | | | | | | | | | | 26.93 |
| STL | | RP | US | 13,659 | | | | | | | | | | 22.62 |
| STL | | RP | RP | 40 | | | | | | | | | | 16.92 |
| STL | SUB | RP | | 484,244 | 474,599 | 474,599 | 16,428 | 421 | 44.1 | 305,978,000 | 201,046,000 | 65.7 | 14.14 | 21.52 |
| STL | | RU | CO | 130,794 | | | | | | | | | | 17.36 |
| STL | | RU | NW | 3,719 | | | | | | | | | | 15.82 |
| STL | | RU | RU | 101 | | | | | | | | | | 9.95 |
| STL | SUB | RU | | 134,614 | 135,319 | 135,904 | 3,778 | 696 | 49.9 | 131,170,000 | 94,316,000 | 71.9 | 12.45 | 17.32 |
| STL | | S6 | XX | 1 | | | | | | | | | | 18.40 |
| STL | SUB | S6 | | 1 | 1 | 1 | 1 | 1,284 | 9.0 | 12,000 | 1,000 | 8.3 | 1.53 | 18.40 |
| STL | | UA | UA | 220,923 | | | | | | | | | | 16.08 |
| STL | | UA | US | 4,049 | | | | | | | | | | 16.69 |
| STL | | UA | AC | 1,521 | | | | | | | | | | 23.54 |
| STL | | UA | LH | 1,093 | | | | | | | | | | 11.03 |
| STL | | UA | SK | 113 | | | | | | | | | | 12.74 |
| STL | | UA | MX | 45 | | | | | | | | | | 14.76 |
| STL | SUB | UA | | 227,744 | 222,106 | 223,941 | 2,756 | 455 | 120.4 | 152,092,000 | 109,995,000 | 72.3 | 11.65 | 16.11 |
| STL | | US | US | 4,887 | | | | | | | | | | 23.22 |
| STL | | US | UA | 11 | | | | | | | | | | 16.91 |
| STL | SUB | US | | 4,898 | 5,087 | 5,446 | 118 | 590 | 121.4 | 8,514,000 | 3,312,000 | 38.9 | 9.03 | 23.20 |
| STL | | WN | WN | 1,278,134 | | | | | | | | | | 11.85 |
| STL | SUB | WN | | 1,278,134 | 1,285,042 | 1,572,177 | 22,225 | 563 | 135.8 | 1,703,008,000 | 933,787,000 | 54.8 | 6.49 | 11.85 |
| STL | | XJ | NW | 69,986 | | | | | | | | | | 30.20 |
| STL | | XJ | CO | 2,248 | | | | | | | | | | 16.14 |
| STL | | XJ | KL | 209 | | | | | | | | | | 7.80 |
| STL | | XJ | XJ | 68 | | | | | | | | | | 25.31 |
| STL | | XJ | DL | 17 | | | | | | | | | | 17.60 |
| STL | SUB | XJ | | 72,528 | 73,284 | 73,284 | 1,609 | 337 | 69.0 | 37,416,000 | 24,684,000 | 66.0 | 19.65 | 29.77 |
| STL | | XP | XP | 194 | | | | | | | | | | 2.30 |
| STL | SUB | XP | | 194 | 194 | 194 | 2 | 1,356 | 122.0 | 330,000 | 263,000 | 79.7 | 1.84 | 2.30 |
| STL | | YV | US | 73,560 | | | | | | | | | | 21.48 |
| STL | | YV | UA | 10,399 | | | | | | | | | | 12.81 |
| STL | | YV | XX | 1,000 | | | | | | | | | | 18.53 |
| STL | SUB | YV | | 84,959 | 82,577 | 82,577 | 2,340 | 663 | 51.2 | 79,603,000 | 54,142,000 | 68.0 | 13.74 | 20.21 |

Total Domestic Survey Coupons Summed by Operating Carrier with Correlation to T100 Data - Year 2003

(10% survey times 10 - enhanced with estimated data for non-survey-reporting-carriers ("XX" Marketing Carrier) and normalized to "T100 Market" data)

| Enpl. Airport | All U.S. Airports | Operating Carrier | Marketing Carrier | Total Dom. Coupons | T100 Market Pass. Enpl. | T100 Segmt. Onboard Pass. | Aircraft Departures | Average Non-Stop Distance | Average Seats per Departure | Available Seat Miles (ASM's) | Revenue Pass. Miles (RPM's) | Load Factor | Revenue per ASM (cents/mile) | Survey Rev. per Cpn. Mile (cents/mile) |
|---------------|-------------------|-------------------|-------------------|--------------------|-------------------------|---------------------------|---------------------|---------------------------|-----------------------------|------------------------------|-----------------------------|-------------|------------------------------|--|
| STL | | YY | YY | 406 | | | | | | | | | | 12.57 |
| STL | SUB | YY | | 406 | | | | | | | | | | 12.57 |
| STL | | ZW | UA | 28,877 | | | | | | | | | | 19.62 |
| STL | | ZW | US | 401 | | | | | | | | | | 22.28 |
| STL | SUB | ZW | | 29,278 | 30,114 | 30,153 | 803 | 382 | 50.2 | 15,376,000 | 10,434,000 | 67.9 | 13.33 | 19.63 |
| STL | | 3C | AA | 65,241 | | | | | | | | | | 26.31 |
| STL | | 3C | 9N | 9,578 | | | | | | | | | | 21.18 |
| STL | | 3C | XX | 2,297 | | | | | | | | | | 44.30 |
| STL | | 3C | 3C | 20 | | | | | | | | | | 13.75 |
| STL | SUB | 3C | | 77,136 | 73,274 | 73,274 | 9,541 | 150 | 19.0 | 27,266,000 | 11,074,000 | 40.6 | 10.80 | 26.60 |
| STL | | 9N | AA | 762,481 | | | | | | | | | | 20.59 |
| STL | | 9N | 9N | 42,489 | | | | | | | | | | 12.67 |
| STL | | 9N | US | 35,015 | | | | | | | | | | 25.04 |
| STL | | 9N | UA | 1,782 | | | | | | | | | | 15.51 |
| STL | SUB | 9N | | 841,767 | 848,331 | 848,032 | 36,606 | 265 | 40.5 | 424,191,000 | 252,755,000 | 59.6 | 12.28 | 20.60 |
| STL | TOT | | | 9,704,087 | 9,725,059 | 10,177,579 | 170,741 | 548 | 92.6 | 10,620,955,000 | 7,302,460,000 | 68.8 | 8.96 | 13.03 |

Top 50 Coupon Markets From Enplanement Airport
O&D Survey Domestic Passenger Coupon Data - Year 2003

(10% survey times 10 - enhanced with estimated data for non-survey-reporting-carriers ("XX" Marketing Carrier) and normalized to "T100 Market" data)

| Enpl. Airport | Depl. Airport | Operating Carrier | Marketing Carrier | Pure Dom. Orig. Coupons | Pure Dom. Conn. Coupons | Dom. Part Int'l Tkt. | Origin Pass. Coupon Rev. | Connect Pass. Coupon Rev. | Dom. Part Int'l Tkt. Rev. | Dist. | Orig. Yield Cents / Mile | Conn. Yield Cents / Mile | DPIT Yield Cents / Mile | Total Dom. Coupons | Total Dom. Revenue | Total Dom. Cents / Mile |
|---------------|---------------|-------------------|-------------------|---------------------------------|-------------------------|----------------------|--------------------------|---------------------------|---------------------------|-------|--------------------------|--------------------------|-------------------------|--------------------|--------------------|-------------------------|
| STL | DFW | AA | AA | 233,067 | 128,185 | 23,878 | 24,078,741 | 13,504,457 | 1,744,890 | 551 | 18.75 | 19.12 | 13.26 | 385,130 | 39,328,088 | 18.53 |
| STL | ORD | AA | AA | 235,159 | 85,105 | 42,069 | 15,100,436 | 3,535,633 | 1,631,239 | 258 | 24.89 | 16.10 | 15.03 | 362,333 | 20,267,309 | 21.88 |
| STL | LAX | AA | AA | 101,330 | 115,329 | 16,474 | 18,184,333 | 13,498,248 | 2,941,230 | 1,593 | 11.27 | 7.35 | 11.21 | 233,133 | 34,623,811 | 9.32 |
| STL | MDW | WN | WN | 179,871 | 17,689 | | 10,280,208 | 697,787 | | 251 | 22.77 | 15.72 | | 197,560 | 10,977,995 | 22.14 |
| STL | LGA | AA | AA | 95,291 | 85,140 | 4,658 | 17,851,474 | 8,927,241 | 413,341 | 887 | 21.12 | 11.82 | 10.00 | 185,089 | 27,192,055 | 16.56 |
| STL | MCI | AA | AA | 42,755 | 132,173 | 6,236 | 2,284,903 | 4,021,583 | 178,421 | 237 | 22.55 | 12.84 | 12.07 | 181,164 | 6,484,907 | 15.10 |
| STL | ATL | DL | DL | 156,765 | 3,885 | 17,809 | 18,444,449 | 397,429 | 993,917 | 483 | 24.36 | 21.18 | 11.56 | 178,459 | 19,835,796 | 23.01 |
| STL | MCO | AA | AA | 72,323 | 95,610 | 3,096 | 8,593,582 | 6,907,708 | 305,337 | 880 | 13.50 | 8.21 | 11.21 | 171,029 | 15,806,627 | 10.50 |
| STL | BWI | AA | AA | 68,167 | 89,300 | 1,533 | 7,755,714 | 6,162,081 | 142,697 | 737 | 15.44 | 9.36 | 12.63 | 159,000 | 14,060,492 | 12.00 |
| STL | LAS | AA | AA | 52,042 | 103,846 | 2,468 | 7,917,711 | 9,174,181 | 322,144 | 1,372 | 11.09 | 6.44 | 9.51 | 158,356 | 17,414,036 | 8.02 |
| STL | DCA | AA | AA | 63,487 | 91,409 | 1,273 | 11,992,941 | 8,246,340 | 131,913 | 719 | 26.27 | 12.55 | 14.41 | 156,169 | 20,371,193 | 18.14 |
| STL | BOS | AA | AA | 60,500 | 82,982 | 4,597 | 11,508,580 | 8,818,716 | 578,952 | 1,046 | 18.19 | 10.16 | 12.04 | 148,079 | 20,906,229 | 13.50 |
| STL | SEA | AA | AA | 54,515 | 87,256 | 5,043 | 10,710,716 | 9,644,681 | 723,723 | 1,710 | 11.49 | 6.46 | 8.39 | 146,814 | 21,079,119 | 8.40 |
| STL | DEN | AA | AA | 47,353 | 80,889 | 3,292 | 7,166,705 | 6,040,714 | 252,493 | 770 | 19.66 | 9.70 | 9.96 | 131,534 | 13,459,912 | 13.29 |
| STL | PHX | WN | WN | 110,837 | 14,056 | | 10,971,123 | 1,310,732 | | 1,262 | 7.84 | 7.39 | | 124,893 | 12,281,855 | 7.79 |
| STL | SAN | AA | AA | 42,082 | 80,070 | 2,476 | 6,839,551 | 9,506,386 | 301,586 | 1,558 | 10.43 | 7.62 | 7.82 | 124,628 | 16,647,524 | 8.57 |
| STL | OKC | AA | AA | 21,073 | 100,621 | 2,365 | 1,485,400 | 6,399,649 | 141,142 | 462 | 15.26 | 13.77 | 12.92 | 124,059 | 8,026,191 | 14.00 |
| STL | DTW | NW | NW | 100,443 | 5,432 | 14,480 | 8,375,521 | 431,042 | 815,390 | 440 | 18.95 | 18.04 | 12.80 | 120,355 | 9,621,954 | 18.17 |
| STL | ORD | UA | UA | 89,803 | 10,023 | 18,048 | 4,976,599 | 343,922 | 598,190 | 258 | 21.48 | 13.30 | 12.85 | 117,874 | 5,918,711 | 19.46 |
| STL | SFO | AA | AA | 47,380 | 64,137 | 6,157 | 8,425,903 | 8,203,772 | 1,018,205 | 1,736 | 10.24 | 7.37 | 9.53 | 117,674 | 17,647,880 | 8.64 |
| STL | LIT | AA | AA | 17,048 | 95,281 | 3,164 | 1,036,678 | 4,568,739 | 116,239 | 296 | 20.54 | 16.20 | 12.41 | 115,493 | 5,721,655 | 16.74 |
| STL | EWR | AA | AA | 50,351 | 61,833 | 2,935 | 8,774,826 | 6,707,584 | 317,064 | 872 | 19.99 | 12.44 | 12.39 | 115,119 | 15,799,475 | 15.74 |
| STL | DTW | AA | AA | 42,430 | 70,186 | 1,803 | 3,248,918 | 4,066,018 | 96,313 | 440 | 17.40 | 13.17 | 12.14 | 114,419 | 7,411,249 | 14.72 |
| STL | MIA | AA | AA | 36,759 | 35,099 | 42,154 | 5,528,789 | 3,259,786 | 5,560,434 | 1,068 | 14.08 | 8.70 | 12.35 | 114,012 | 14,349,009 | 11.78 |
| STL | TPA | AA | AA | 53,944 | 58,436 | 1,631 | 6,799,956 | 4,318,979 | 143,286 | 869 | 14.51 | 8.51 | 10.11 | 114,011 | 11,262,221 | 11.37 |
| STL | FLL | AA | AA | 40,245 | 67,057 | 3,787 | 5,454,168 | 4,971,750 | 575,909 | 1,056 | 12.83 | 7.02 | 14.40 | 111,089 | 11,001,826 | 9.38 |
| STL | CMH | AA | AA | 27,463 | 79,635 | 1,561 | 1,931,713 | 3,861,450 | 73,633 | 410 | 17.16 | 11.83 | 11.51 | 108,659 | 5,866,796 | 13.17 |
| STL | HOU | WN | WN | 97,481 | 10,468 | | 10,502,430 | 995,064 | | 687 | 15.68 | 13.84 | | 107,949 | 11,497,944 | 15.50 |
| STL | TUL | AA | AA | 17,409 | 84,542 | 2,704 | 1,129,132 | 4,494,652 | 114,352 | 351 | 18.48 | 15.15 | 12.05 | 104,655 | 5,738,136 | 15.62 |
| STL | PHX | AA | AA | 31,964 | 70,408 | 2,084 | 4,083,650 | 6,431,876 | 244,867 | 1,262 | 10.12 | 7.24 | 9.31 | 104,456 | 10,760,393 | 8.16 |
| STL | MCI | WN | WN | 83,655 | 18,259 | | 4,141,429 | 682,424 | | 237 | 20.89 | 15.77 | | 101,914 | 4,823,853 | 19.97 |
| STL | CLE | AA | AA | 31,676 | 67,608 | 1,269 | 2,405,489 | 4,330,120 | 71,984 | 487 | 15.59 | 13.15 | 11.65 | 100,553 | 6,807,593 | 13.90 |
| STL | PHL | AA | AA | 35,349 | 62,886 | 1,684 | 8,352,125 | 5,917,969 | 173,762 | 813 | 29.06 | 11.58 | 12.69 | 99,919 | 14,443,856 | 17.78 |
| STL | DEN | UA | UA | 90,149 | 5,181 | 3,695 | 10,465,213 | 570,174 | 374,722 | 770 | 15.08 | 14.29 | 13.17 | 99,025 | 11,410,110 | 14.96 |
| STL | SNA | AA | AA | 34,844 | 60,580 | 1,154 | 6,619,603 | 7,671,202 | 125,137 | 1,570 | 12.10 | 8.07 | 6.91 | 96,578 | 14,415,942 | 9.51 |
| STL | MSY | AA | AA | 34,733 | 60,039 | 1,660 | 4,847,060 | 3,812,924 | 116,432 | 604 | 23.11 | 10.51 | 11.61 | 96,432 | 8,776,416 | 15.07 |
| STL | ATL | AA | AA | 41,634 | 51,708 | 2,035 | 6,897,857 | 3,095,159 | 119,982 | 483 | 34.30 | 12.39 | 12.21 | 95,377 | 10,112,998 | 21.95 |
| STL | SAT | AA | AA | 29,605 | 60,294 | 849 | 4,256,197 | 5,908,876 | 60,265 | 786 | 18.29 | 12.47 | 9.03 | 90,748 | 10,225,338 | 14.34 |
| STL | MSP | AA | AA | 34,872 | 49,201 | 4,177 | 6,692,924 | 3,217,241 | 224,575 | 449 | 42.75 | 14.56 | 11.97 | 88,250 | 10,134,741 | 25.58 |
| STL | MSP | NW | NW | 73,599 | 3,200 | 9,366 | 10,654,077 | 308,301 | 642,767 | 449 | 32.24 | 21.46 | 15.29 | 86,165 | 11,605,146 | 30.00 |
| STL | BWI | WN | WN | 73,690 | 10,419 | | 7,699,814 | 942,862 | | 737 | 14.18 | 12.28 | | 84,109 | 8,642,675 | 13.94 |
| STL | MLI | 9N | AA | 2,468 | 79,997 | 1,371 | 458,200 | 1,972,737 | 37,934 | 187 | 99.28 | 13.19 | 14.80 | 83,836 | 2,468,872 | 15.75 |
| STL | BDL | AA | AA | 23,595 | 58,128 | 984 | 3,536,396 | 5,114,256 | 95,677 | 957 | 15.66 | 9.19 | 10.16 | 82,707 | 8,746,330 | 11.05 |
| STL | RDU | AA | AA | 26,490 | 53,383 | 1,911 | 3,469,185 | 3,491,336 | 114,032 | 667 | 19.63 | 9.81 | 8.95 | 81,784 | 7,074,553 | 12.97 |
| STL | PHX | HP | HP | 75,758 | 1,147 | 2,369 | 9,138,463 | 187,401 | 372,220 | 1,262 | 9.56 | 12.95 | 12.45 | 79,274 | 9,698,085 | 9.69 |
| STL | CVG | OH | DL | 70,423 | 3,981 | 4,765 | 6,240,497 | 229,299 | 193,045 | 307 | 28.87 | 18.76 | 13.20 | 79,169 | 6,662,841 | 27.41 |
| STL | OMA | AA | AA | 20,253 | 56,380 | 1,701 | 1,166,783 | 2,536,931 | 76,912 | 342 | 16.85 | 13.16 | 13.22 | 78,334 | 3,780,626 | 14.11 |
| STL | IAD | AA | AA | 27,474 | 47,234 | 1,394 | 4,455,566 | 4,230,114 | 109,942 | 696 | 23.30 | 12.87 | 11.33 | 76,102 | 8,795,623 | 16.61 |
| STL | SLC | AA | AA | 23,007 | 49,853 | 3,082 | 3,257,818 | 4,969,574 | 310,309 | 1,156 | 12.25 | 8.62 | 8.71 | 75,942 | 8,537,701 | 9.73 |
| STL | MCO | WN | WN | 59,604 | 14,563 | | 6,099,084 | 1,002,537 | | 880 | 11.63 | 7.82 | | 74,167 | 7,101,621 | 10.88 |
| STL | OTH | | | 1,368,724 | 1,830,924 | 120,860 | 166,500,177 | 116,588,402 | 10,312,395 | 668 | 18.21 | 9.53 | 12.77 | 3,320,508 | 293,400,974 | 13.23 |
| STL | TOT | | | 4,550,939 | 4,751,047 | 402,101 | 538,788,788 | 346,228,042 | 34,009,001 | 727 | 16.29 | 10.02 | 11.63 | 9,704,087 | 919,025,831 | 13.03 |
| | | | | Pure Domestic Orig+Connect | | | 9,301,986 | | | | | | | | | |
| | | | | Percent Originating - Pure Dom. | | | 48.92% | | | | | | | | | |
| | | | | Percent Connecting - Pure Dom. | | | | 51.08% | | | | | | | | |
| | | | | Percent of Total Domestic | | | 46.90% | 48.96% | 4.14% | | | | | | | |